

# National Institutional Ranking Framework

Ministry of Education

Government of India

Welcome to Data Capturing System: OVERALL



## Submitted Institute Data for NIRF'2023'

Institute Name: Rayat Shikshan Sanstha's C. D. Jain College of Commerce [IR-O-C-41785]

### Sanctioned (Approved) Intake

Academic Year	2021-22	2020-21	2019-20	2018-19	2017-18	2016-17
UG [3 Years Program(s)]	616	616	608	-	-	-
PG [2 Year Program(s)]	132	132	-	-	-	-

### Total Actual Student Strength (Program(s) Offered by Your Institution)

(All programs of all years)	No. of Male Students	No. of Female Students	Total Students	Within State (Including male & female)	Outside State (Including male & female)	Outside Country (Including male & female)	Economically Backward (Including male & female)	Socially Challenged (SC+ST+OBC Including male & female)	No. of students receiving full tuition fee reimbursement from the State and Central Government	No. of students receiving full tuition fee reimbursement from Institution Funds	No. of students receiving full tuition fee reimbursement from the Private Bodies	No. of students who are not receiving full tuition fee reimbursement
UG [3 Years Program(s)]	678	854	1532	1532	0	0	741	791	741	0	0	791
PG [2 Year Program(s)]	105	150	255	255	0	0	112	143	112	0	0	143

### Placement & Higher Studies

#### UG [3 Years Program(s)]: Placement & higher studies for previous 3 years


Academic Year	No. of first year students intake in the year	No. of first year students admitted in the year	Academic Year	No. of students admitted through Lateral entry	Academic Year	No. of students graduating in minimum stipulated time	No. of students placed	Median salary of placed graduates(Amount in Rs.)	No. of students selected for Higher Studies
2017-18	680	635	2018-19	0	2019-20	437	27	135000(ONE LAKH THIRTY FIVE THOUSAND )	147
2018-19	608	606	2019-20	0	2020-21	473	7	252000(TWO LAKH FIFTY TWO THOUSAND )	196
2019-20	608	607	2020-21	0	2021-22	407	40	96000(NINETY SIX THOUSAND )	87

#### PG [2 Years Program(s)]: Placement & higher studies for previous 3 years

Academic Year	No. of first year students intake in the year	No. of first year students admitted in the year	Academic Year	No. of students graduating in minimum stipulated time	No. of students placed	Median salary of placed graduates(Amount in Rs.)	No. of students selected for Higher Studies
2018-19	120	103	2019-20	82	7	267000(TWO LAKH SIXTY THOUSAND )	1



2019-20	120	90	2020-21	90	11	243000(TWO LAKH FOURTY THREE THOUSAND )	0
2020-21	132	132	2021-22	102	25	96000(NINETY SIX THOUSAND )	7



#### Ph.D Student Details

<b>Ph.D (Student pursuing doctoral program till 2021-22 Students admitted in the academic year 2022-23 should not be entered here.)</b>			
			<b>Total Students</b>
Full Time			16
Part Time			0
<b>No. of Ph.D students graduated (including Integrated Ph.D)</b>			
	<b>2021-22</b>	<b>2020-21</b>	<b>2019-20</b>
Full Time	1	1	1
Part Time	0	0	0
<b>PG (Student pursuing MD/MS/DNB program till 2021-22 Students admitted in the academic year 2022 - 23 should not be entered here)</b>			
<b>Number of students pursuing PG (MD/MS/DNB) program</b>			0
<b>No. of students Graduating in PG (MD/MS/DNB) program</b>			
	<b>2021-22</b>	<b>2020-21</b>	<b>2019-20</b>
0	0	0	0

#### Online Education

1. Does all programs/courses were completed on time.		No	
2. Measures taken to complete the syllabus of courses and programs.		NA	
3. The period of delay in completion of syllabus (in months).		0	
4. The period of delay in conducting exams (in months).		0	
<b>Portal Name</b>	<b>No. of students offered online courses which have credit transferred to transcript</b>	<b>Total no. of online courses which have credit transferred to the transcript</b>	<b>Total no. of credits transferred to transcript</b>
Swayam	0	0	0
5. No. of courses developed and available online on Swayam platform by your institution faculty		0	

#### Financial Resources: Utilised Amount for the Capital expenditure for previous 3 years

<b>Academic Year</b>	<b>2021-22</b>	<b>2020-21</b>	<b>2019-20</b>
	<b>Utilised Amount</b>	<b>Utilised Amount</b>	<b>Utilised Amount</b>
<b>Annual Capital Expenditure on Academic Activities and Resources (excluding expenditure on buildings)</b>			
Library	468156 (FOUR LAKH SIXTY EIGHTY THOUSAND ONE FIFTY SIX )	505115 (FIVE LAKH FIFTY ONE THOUSAND FIFTEEN )	351001 (THREE LAKH ONE THOUSAND ONE )



New Equipment for Laboratories	13000 (THIRTEEN THOUSAND )	93016 (NINE THREE THOUSAND SEVENTEEN )	4196926 (FOURTY ONE LAKH NINETY SIX THOUSAND NINE HUNDRED TWENTY SIX )
Engineering Workshops	0 (NIL)	0 (NIL)	0 (NIL)
Other expenditure on creation of Capital Assets (excluding expenditure on Land and Building)	0 (NIL)	0 (NIL)	0 (NIL)

**Financial Resources: Utilised Amount for the Operational expenditure for previous 3 years**

Academic Year	2021-22	2020-21	2019-20
	Utilised Amount	Utilised Amount	Utilised Amount
<b>Annual Operational Expenditure</b>			
Salaries (Teaching and Non Teaching staff)	22595559 (TWO CRORES TWENTY FIVE LAKHS NINETY FIVE THOUSAND FIVE HUNDRED FIFTY NINE )	28768395 (TWO CRORES EIGHTY SEVEN LAKH SIXTY EIGHT THOUSAND THREE HUNDRED NINETY FIVE )	29690416 (TWO CRORES NINETY SIX LAKH NINETY THOUSAND FOUR HUNDRED SIXTEEN )
Maintenance of Academic Infrastructure or consumables and other running expenditures(excluding maintenance of hostels and allied services.rent of the building, depreciation cost, etc)	2127000 (TWENTY ONE LAKH TWENTY SEVEN THOUSAND )	217151 (TWO LAKH SEVENTEEN THOUSAND ONE HUNDRED FIFTY ONE )	6247930 (SIXTY TWO LAKH FORTY SEVEN THOUSAND NINE HUNDRED THIRTY )
Seminars/Conferences/Workshops	13600 (THIRTEEN THOUSAND SIX HUNDRED )	7800 (SEVEN THOUSAND EIGHTY HUNDRED )	4140 (FOUR THOUSAND ONE HUNDRED FORTY )

**IPR**

Calendar year	2021	2020	2019
No. of Patents Published	0	0	0
No. of Patents Granted	0	0	0


**Sponsored Research Details**

Financial Year	2021-22	2020-21	2019-20
Total no. of Sponsored Projects	0	0	0
Total no. of Funding Agencies	0	0	0
Total Amount Received (Amount in Rupees)	0	0	0
Amount Received in Words	Zero	Zero	Zero

**Consultancy Project Details**

Financial Year	2021-22	2020-21	2019-20
Total no. of Consultancy Projects	0	0	0
Total no. of Client Organizations	0	0	0
Total Amount Received (Amount in Rupees)	0	0	0
Amount Received in Words	Zero	Zero	Zero




  
**I/C Principal**  
 C.D.Jain College of Commerce  
 Shirampur, Dist. Ahmednagar

# National Institutional Ranking Framework

Ministry of Education

Government of India

Welcome to Data Capturing System: COLLEGE



Submitted Institute Data for NIRF'2023'

Institute Name: Rayat Shikshan Sanstha's C. D. Jain College of Commerce [IR-C-C-41785]

### Sanctioned (Approved) Intake

Academic Year	2021-22	2020-21	2019-20	2018-19	2017-18	2016-17
UG [3 Years Program(s)]	616	616	608	-	-	-

### Total Actual Student Strength (Program(s) Offered by Your Institution)

(All programs of all years)	No. of Male Students	No. of Female Students	Total Students	Within State (Including male & female)	Outside State (Including male & female)	Outside Country (Including male & female)	Economically Backward (Including male & female)	Socially Challenged (SC+ST+OBC Including male & female)	No. of students receiving full tuition fee reimbursement from the State and Central Government	No. of students receiving full tuition fee reimbursement from Institution Funds	No. of students receiving full tuition fee reimbursement from the Private Bodies	No. of students who are not receiving full tuition fee reimbursement
UG [3 Years Program(s)]	678	854	1532	1532	0	0	741	791	741	0	0	791

### Placement & Higher Studies


#### UG [3 Years Program(s)]: Placement & higher studies for previous 3 years

Academic Year	No. of first year students intake in the year	No. of first year students admitted in the year	Academic Year	No. of students graduating in minimum stipulated time	No. of students placed	Median salary of placed graduates(Amount in Rs.)	No. of students selected for Higher Studies
2017-18	680	635	2019-20	437	27	135000(ONE LAKH THIRTY FIVE THOUSAND )	147
2018-19	608	606	2020-21	473	7	252000(TWO LAKH FIFTY TWO THOUSAND )	196
2019-20	608	607	2021-22	407	40	96000(NINETY SIX THOUSAND )	87

#### Financial Resources: Utilised Amount for the Capital expenditure for previous 3 years

Academic Year	2021-22	2020-21	2019-20
	Utilised Amount	Utilised Amount	Utilised Amount
<b>Annual Capital Expenditure on Academic Activities and Resources (excluding expenditure on buildings)</b>			
Library	468156 (FOUR LAKH SIXTY EIGHTY THOUSAND ONE HUNDRED FIFTY SIX )	505115 (FIVE LAKH FIVE THOUSAND ONE HUNDRED FIFTEEN )	351001 (THREE LAKH FIFTY ONE THOUSAND ONE )
New Equipment for Laboratories	13000 (THIRTEEN THOUSAND )	93016 (NINETY THREE THOUSAND SIXTEEN )	4196926 (FORTY ONE LAKH NINETY SIX THOUSAND NINE HUNDRED TWENTY SIX )
Other expenditure on creation of Capital Assets (excluding expenditure on Land and Building)	0 (NIL)	0 (NIL)	0 (NIL)





**Financial Resources: Utilised Amount for the Operational expenditure for previous 3 years**

Academic Year	2021-22	2020-21	2019-20
	Utilised Amount	Utilised Amount	Utilised Amount
<b>Annual Operational Expenditure</b>			
Salaries (Teaching and Non Teaching staff)	22595559 (TWO CRORES TWENTY FIVE LAKHS NINETY FIVE THOUSAND FIVE HUNDRED FIFTY NINE )	28768395 (TWO CRORES EIGHTY SEVEN LAKH SIXTY EIGHT THOUSAND THREE HUNDRED NINETY FIVE )	29690416 (TWO CRORES NINETY SIX LAKH NINETY THOUSAND FOUR HUNDRED SIXTEEN )
Maintenance of Academic Infrastructure or consumables and other running expenditures(excluding maintenance of hostels and allied services,rent of the building, depreciation cost, etc)	2127000 (TWENTY ONE LAKH TWENTY SEVEN THOUSAND )	217151 (TWO LAKH SEVENTEEN THOUSAND ONE HUNDRED FIFTY ONE )	6247930 (SIXTY TWO LAKH FORTY SEVEN THOUSAND NINE HUNDRED THIRTY )
Seminars/Conferences/Workshops	13600 (THIRTEEN THOUSAND SIX HUNDRED )	7800 (SEVEN THOUSAND EIGHT HUNDRED )	4140 (FOUR THOUSAND ONE HUNDRED FORTY )

**PCS Facilities: Facilities of physically challenged students**


1. Do your institution buildings have Lifts/Ramps?	Yes, more than 80% of the buildings
2. Do your institution have provision for walking aids, including wheelchairs and transportation from one building to another for handicapped students?	Yes
3. Do your institution buildings have specially designed toilets for handicapped students?	Yes, more than 80% of the buildings


**Faculty Details**

Sno	Name	Age	Designation	Gender	Qualification	Experience (In Months)	Currently working with institution?	Joining Date	Leaving Date	Association type
1	Mukhedkar Mukund Nandkumar	26	Assistant Professor	Male	M.COM	14	Yes	22-12-2021	-	Adhoc / Contractual
2	Kekane Maruti Arjun	33	Assistant Professor	Male	Ph.D	107	Yes	11-06-2018	-	Regular
3	Bhavsar Bhagyashri Satish	32	Assistant Professor	Female	MCS	87	Yes	22-06-2013	-	Adhoc / Contractual
4	Joshi Pushkar Dilip	38	Assistant Professor	Male	MCA	95	Yes	12-07-2012	-	Adhoc / Contractual
5	Sayyed Sadik Bashir	56	Associate Professor	Male	Ph.D	360	Yes	01-02-1994	-	Regular
6	Bawake Balasaheb Bhimaji	58	Professor	Male	SET	360	Yes	01-07-1993	-	Regular
7	Tupe Balasaheb Ganapat	44	Assistant Professor	Male	Ph.D	153	Yes	01-07-2005	-	Adhoc / Contractual
8	Gujar Pournima Sachin	42	Assistant Professor	Female	Ph.D	126	Yes	29-08-2008	-	Adhoc / Contractual
9	Yadav Pradip Shardaprasad	28	Assistant Professor	Male	NET	30	Yes	01-09-2020	-	Adhoc / Contractual
10	Ghodake Bapusaheb Gorakh	37	Assistant Professor	Male	Ph.D	99	Yes	15-09-2011	-	Adhoc / Contractual
11	Nagpure Vijay Bhausahab	36	Assistant Professor	Male	SET	132	Yes	06-02-2013	-	Regular
12	More Vivek Milind	36	Other	Male	NET	144	Yes	01-09-2010	-	Regular
13	Chandratre Yogiraj Vishwanath	55	Assistant Professor	Male	MCA	300	Yes	15-06-1992	-	Adhoc / Contractual



14	Nabage Ashok Dagadu	32	Assistant Professor	Male	MCS	45		16-11-2017	-	Adhoc / Contractual
15	Kulkarni Sachin Vijayrao	36	Assistant Professor	Male	NET	144	Yes	06-01-2020	-	Regular
16	Pawar Vishal Subhash	40	Other	Male	SET	153	Yes	10-01-2020	-	Regular
17	Kalamkar Rajendra Parvati	59	Associate Professor	Male	Ph.D	348	Yes	05-10-2005	-	Regular
18	Zagare Ganesh Bhasaheh	31	Assistant Professor	Male	SET	36	No	18-06-2018	30-04-2022	Adhoc / Contractual
19	Jadhav Pooja Balasaheb	26	Assistant Professor	Female	NET	27	Yes	01-08-2019	-	Adhoc / Contractual
20	Jejurkar Mayuri Shivaji	23	Assistant Professor	Female	NET	9	Yes	01-12-2021	-	Adhoc / Contractual
21	Chug Simran Kishor	24	Assistant Professor	Female	NET	9	Yes	01-10-2021	-	Adhoc / Contractual
22	Nimbalkar Suhas Abasaheb	55	Dean / Principal / Director / Vice Chancellor	Male	Ph.D	348	Yes	01-06-2021	-	Regular



  
**IQ Principal**  
 C.D. Jain College of Commerce  
 Shirampur, Dist. Ahmednagar

