

“Education through Self-help is our motto” __ Karmaveer



Gender Audit Report

2012-13 to 2016-17

Prepared By

Rayat Shikshan Sanstha's

**CHANDRAROOP DAKALE JAIN COLLEGE OF
COMMERCE, SHRIRAMPUR,
DIST – AHMEDNAGAR**

NAAC Re-accredited ‘A’ Grade (CGPA : 3.16)

ISO 9001-2008 Certified

Contents

Chap.No.	Title	Page No.
▶	Executive Summary	1
1	Introduction: Facilities	4
	1.1 About Sanstha	04
	1.2 About College	04
	1.3 Our Vision	05
	1.4 Our Mission	05
	1.5 Introduction of Gender Audit	05
	1.6 Objectives	06
	1.7 Basic Amenities	06
2	Training Programmes	13
	2.1 Introduction	13
	2.2 Karate Course	13
	2.3 Microme Course	15
	2.4 Beauty Parlor Course	16
	2.5 Competitive Exams	17
	2.6 Inter College Competition Participation	18
	2.7 N.C.C. Competitions	19
3.	Students Strength	21
	3.1 Introduction	21
	3.2 U. G. Students – B. Com	21
	3.3 P. G. Students – M. Com	22
	3.4 BBA(CA) and BCA Students	24
	3.5 Post Graduate Master of Computer Application (MCA Course)	25
	3.6 Career Oriented Course (COC)	26
	3.7 Short Term Course	28
	3.8 National Service Scheme (NSS)	29
	3.9 National Cadet Core (NCC)	30
	3.10 Gender wise Analysis of Teaching and Non-teaching Staff	31
	3.11 Master of Philosophy	33
	3.12 Doctor of Philosophy (Ph.D.)	34
	3.13 Merit wise Gender Analysis of B.Com & M.Com	35

	3.14	Merit wise Gender Analysis of MCA Course	35
	3.15	Merit wise Gender Analysis of BCA Course	36
	3.16	Faculty details of Seminar & Workshop	37
	3.17	Research Papers Published by Faculty	38
4.	Female Faculty and Research Activities		40
	4.1	Introduction	40
	4.2	Women Faculty Involved in Research	40
	4.3	Research Papers Published by Women Faculty	41
	4.4	M.Com-II Students' Projects & Their Lady Guides	42
	4.5	BCA & MCA Projects & Their Lady Guides	43
	4.6	M.Phil / Ph.D. Research Scholars Conducting Research on the Topics Related to Women	44
	4.7	Students with Stipend for M.Phil & Ph.D.	45
	4.8	M.Phil Degree Awarded to Female Researcher	46
	4.9	Ph.D. Degree Awarded to Female Research Scholars	48
	4.10	Committee wise Male Female Chairman Ratio	50
5	Sports and Students Support		51
	5.1	Introduction	51
	5.2	Gender wise Sport Analysis	51
	5.3	Sports Available for Grils	52
	5.4	List of Books & Journals on Women in Library	53
	5.5	Ladies Hostel	56
	5.6	Gender wise Analysis of Scholarship Record	57
	5.7	Gender wise Analysis of Students in Earn and Learn Scheme	58
6	Health Awareness, Extra Curricular Activities and Gender Senstization		60
	6.1	Introduction	60
	6.2	Contract with Lady Doctor	60
	6.3	Contract with Counselor	60
	6.4	Hemoglobin Checkup of Students	61
	6.5	HB Testing Results of Students	62
	6.6	Pre-knowledge About HB Level	62
	6.7	Gender wise details of Blood Donation Camp	63
	6.8	Inter College Competition Participation	64
	6.9	NCC Competitions	65

	6.10	Avishkar	66
	6.11	TeXpert	67
	6.12	Gender Sensitization Programmes	69
	6.13	Committee Against Sexual Harassment (CASH)	69
		Complaint Form	74
		Conclusion	75

List of Tables

Table No	Title of Table	Page No.
2.1	Karate Training Programme	14
2.2	Microme Course : 2016-17	15
2.3	Beauty Parlor Course : 2016-17	16
2.4	Competitive Examination	17
2.5	Inter College Competition	18
2.6	'B' & 'C' Certificates	19
3.1	U.G. Students (B.Com.)	21
3.2	P.G. Students (M.Com.)	22
3.3	B.B.A.(CA) and B.C.A. Students	24
3.4	Data Analysis of PG Students (MCA)	25
3.5	COC Students	27
3.6	Admission to the Short Term Courses	28
3.7	NSS Students	29
3.8	NCC Students	30
3.9	Gender wise Analysis of Teaching and Non-teaching Staff	32
3.10	Data Analysis of M.Phil Students	33
3.11	Data Analysis of Ph.D. Students	34
3.12	Merit wise Gender Analysis of B.Com & M.Com	35
3.13	MCA Gender wise Merit Analysis - Top Rankers	36
3.14	BCA Gender wise Merit Analysis - Top Rankers	36
3.15	Participation of Faculty in Seminars & Conferences	37
3.16	Research Papers Published by Faculty	38
4.1	Gender wise Analysis of Participation of Faculty in Seminars / Conferences	40
4.2	Gender wise Analysis of Research Papers Published by Faculty	41
4.3	M.Com.-II Projects & Their Lady Guides	43
4.4	BCA & MCA Projects & Their Lady Guides	43
4.5	Research Topics Related to Women Activities (M.Phil)	44
4.6	Research Topics Related to Women Activities (Ph.D.)	45
4.7	Stipend for M.Phil & Ph.D.	45
4.8	Information of Female Research Scholars	46
4.9	Female Research Scholars Awarded Ph.D. Degree	49

4.10	Committee-wise Male and Female Chairman Ratio	50
5.1	Gender wise Sport Analysis	51
5.2	Books About Women	53
5.3	Infrastructure in the Ladies Hostel : 2016-17	56
5.4	Gender wise Scholarship	57
5.5	Gender wise Analysis of Earn & Learn Students List	58
6.1	HB Check-up Programme	61
6.2	HB Testing Analysis	62
6.3	Pre-knowledge About Hemoglobin	63
6.4	Gender wise details of Blood Donation Camps	63
6.5	Inter College Competitions	64
6.6	NCC 'B' & 'C' Certificates	65
6.7	Students Participated in Avishkar	66
6.8	TeXpert 2K17 Committee	68
6.9	Participation in other college	68
6.10	Sexual Harassment Prevention Committee 2016-17 (Internal Complaint Committee 2016-17)	70

List of Graphs

Graph No	Title of Table	Page No.
2.1	Karate Training Programme	14
2.2	Microme Course : 2016-17	15
2.3	Beauty Parlor Course : 2016-17	16
2.4	Competitive Examination	18
3.1	U.G. Students (B.Com.)	22
3.2	P.G. Students (M.Com.)	23
3.3	P.G. Students (M.Com.)	25
3.4	Data Analysis of PG Students (MCA)	26
3.5	NSS Students	29
3.6	NCC Students	31
3.7	Data Analysis of M.Phil Students	33
3.8	Data Analysis of Ph.D. Students	34
4.1	Gender wise Analysis of Participation of Faculty in Seminars / Conferences	41
4.2	Gender wise Analysis of Research Papers Published by Faculty	42
5.1	Gender wise Sport Analysis	52
5.2	Gender wise Scholarship	57
6.1	Gender wise details of Blood Donation Camps	64
6.2	Participation in other college	68

Executive Summary

As per the Evaluation Plan of Internal Quality Assurance Cell of C. D. Jain College of Commerce for the academic year 2016-17, the Gender Audit has been conducted for the years 2012-13 to 2016-17. The specific objective of gender audit is to ensure that the college complies with the applicable regulations, policies and standards related to gender equality.

C. D. Jain College of Commerce not only strives to help students to develop their academic graph but also takes efforts to bring about an all-round development of students. So far as gender equality is concerned, number of facilities are provided to girl students by the college. Throughout the year, the gender sensitization and women empowerment programmes are scheduled from time to time to develop awareness among the students. The college has fostered an environment in which gender discrimination is not tolerated.

Due care has been taken by college to provide basic amenities to its students in general and girl students in particular. Facilities provided to students include water coolers, CCTVs, Ramps, separate entrance for boys and girls, separate issuing counter for girls in library and Accounts Department, study room where students can sit and complete their studies and information of helpline numbers. College has also made available the facilities such as sending SMS alert to the students about return, issue, reservation and reminder of library books; ladies room with all basic facilities; washroom facilities at various easily accessible points; napkin vending and disposal machine in college as well as in hostel; installation of complaint /suggestion boxes in each building of college as well as in hostel.

With a view to ensure safety of students, all three colleges of Rayat Sankul in Shirampur- Raobahadur Narayanrao Borawake College (R.B.N.B. College), Swami Sahajanand Bharati College of Education (S.S.B. College) and Chandraroop Dakale Jain College of Commerce (C. D. Jain College of Commerce) have a common wall fencing. In addition to this, to ensure safety of girls, the boundary wall of 2.25m height and 295m length was built on all the sides of the college in 1994-95 which was further raised by 1 m in 2016-17. College also provides a hostel facility to girl students who come from remote places. Girl's hostel has got well- furnished and spacious rooms. The intake capacity of hostel 60 students. With a view to maintain the health of all students, college has made an arrangement of well- equipped gym in college as well as in hostel.

A board containing the helpline numbers of doctor, police, ambulance, fire brigade, nirbhaya kaksha and consultant is displayed in each wing of the college. Women Empowerment Cell has been set up in the college to empower the girl students. To ensure health of the students, college arranges Haemoglobin check for the students (girls). Students' whose Haemoglobin level is below standard are guided by the experts about healthy living and proper diet. Also blood donation camps are arranged for encouraging the noble act of donating blood.

College conducts number of girls related courses. Karate course has been initiated for girl students since 2015-16. In 2015-16, 15 girls enrolled their names in Karate Training Programme. In 2016-17 the students count was 27. With a view to give source of self-employment to the students, Microme course was conducted for girl students. 44 girls took benefit of this course in 2016-17. Also, a beauty parlour course was initiated by the college in which 12 girls participated actively.

Along with academic coaching, college staff encourages students to participate in competitive exams. Advertisement of vacant seats, important dates and exam details are displayed on notice board from time to time. Regular banking and MPSC classes are conducted in college. Enrolment of girl students in competitive exam has been quite impressive. In 2012-13, the total students, 37.5% were girls who participated in the competitive exams. This number reached 70.73% in 2016-17.

Number of girl students participating in inter college competition has also shown a rising trend. Awareness among the people about educating the girl child has been increasing. This can be witnessed from the rising number of admission of girls in the college. In 2012-13, of the total students, 39.02% were girls whereas in 2016-17, this number rose to 45.49% in B. Com. In PG course (M. Com), the long lasting trend of majority admission of boys was broken. In 2016-17, the ratio of girl students in M. Com was 56.13%. The similar trend was observed in MCA course where the ratio of girl students in 2012-13 was 60% and in 2016-17 was 75%. College also conducts Career Oriented Courses in Banking, Marketing, Office Automation and Agri Business. In each course the enrolment of girls is higher than boys. Even in NSS Programme, the enrolment of girls has always been higher than boys except in the year 2013-14. However, in case of NCC, there is a legal restriction and participation of girls is as per the guidelines of NCC Department, hence, the number of girls in NCC is always less than boys. In case of staff, female ratio in grantable staff has always been less compared to male staff. Since 2014-15, the ratio has been nil. However, the in non- grant staff has been on rise. In 2012-13, the ratio was 50% which increased to 60% in 2016-17. Female ratio in M. Phil. Course has shown a rising trend, same trend has been observed in Ph. D.

course. In terms of merit, female students have always outshined the male students in almost all the courses run by the college.

The involvement of women faculty in research has been impressive. In 2016-17, it has shown the highest record where 100% female staffs has participated in one or the other seminars or conferences. The number of female guides for M. Phil. and Ph. D. course however, for M. Com. and MCA, female guides' ratio has been almost equal to the male guides' ratio.

The research guides associated entre have always been encouraging research scholars study on the topics related to women. So far eleven M. Phil. scholars and two Ph.D. scholars have conducted their research on women related topics. Research Centre also tries to help female scholars to get stipend for their research work. In 2013-14, 50 % female candidates have got the stipend.

Number of girl students in various sports has shown an increasing trend. Girls participate in various sports such as volleyball, athletics, boxing, kabbadi, badminton, table tennis, etc. college library has made available various books and journals related to the women. Number of students getting the benefit of scholarship is almost 50%. Also to support the students financially, college runs an Earn and Learn Scheme in which participation of girls have shown a rising trend. In 2016-17, of the total students in earn and Learn Scheme, 60% were girls.

For better health and personality of girl students, college has entered into contract with lady doctor and a counsellor who resolves the problems of girls up to greater extent. Also, college conducts various gender sensitization programmes from time to time for girl students.

Girls are also encouraged to participate in inter college competition. These competitions help students to get updated knowledge and to develop their personalities. Girls not only participate in such competitions but also add a feather to college's hat by bagging prizes.

College has set up the Committee Against Sexual Harassment (CASH) which conducts an enquiry about complaints on Sexual harassment and also implements various preventive measures to avoid such cases.

In a nutshell, C. D. Jain College of Commerce provides various facilities for students in general and girl students in particular. Due care is taken to fulfil all the requirements of girl students to improve their qualitative performance.

Chapter 1

Introduction : Facilities

1.1 About Sanstha :

The Rayat Shikshan Sanstha, Satara is pioneer in the field of rural development through education. Today it occupies a prominent place on the educational map not only of Maharashtra but also of India. The Sanstha was founded by Late Padmabhushan Dr. Karmaveer Bhaurao Patil, popularly known as 'Karmaveer Anna'. He followed the footsteps of Mahatma Jyotiba Phule and Rajashree Chhatrapati Shahu Maharaja, firmly believed the education is the panacea for the social and economical problems of the society.

Presently the Sanstha runs 41 colleges, 434 secondary Schools, D.Ed Colleges, 21 Primary Schools, 36 Pre-Primary Schools, 74 Hostels, 8 Ashramshalas and 6 I.T.I. These institutions are wide spread in 14 district of Maharashtra and 1 District of Karnataka. Over 4 lakh students pursue their education in the Sanstha. It has a plethora of about 19,000 dedicated employees.

The Sanstha stands for the symbol of the aspirations of the common people i.e. "Rayat". "Education through Self-help" is our motto and the Sanstha strongly advocated the dignity of labour. Like the symbol, "The lush green banyan tree", the Sanstha has stood the test of time and is ever flourishing.

1.2 About College :

Our college popularly known as "C. D. Jain College" is one of the most flourishing branch of Rayat Shikshan Sanstha. It is located at Shrirampur. The college complex is located on a 16 acre plot, with a fully built up space of about 2226.91 Sq.m. It offers all modern amenities required for all round development of the student such as hostels for boys and girls, library, reading hall, ladies room, seminar hall, audio visual library, computer and internet facility, gymnasium, playgrounds, staff quarters, etc. Apart from graduate and post graduate courses in commerce, the college also offers CPT/CS entrance guidance; MS-CIT and other computer courses are also conducted by the college. The college has a well-equipped and well furnished computer department with BCA and MCA programme. The college also has a Research Centre with M.Phil and Ph.D.

Programmes. We have established our brand as, “The Complete Commerce College.” Recently college has been re-accredited and awarded ‘A’ Grade with CGPA 3.16. The college has also certified for ISO 9001:2008.

1.3 Our Vision :

“To provide quality business education, accessible and affordable to the rural masses and to promote research and entrepreneurship for the development of rural area.”

1.4 Our Mission :

The mission statement of the college reflects our endeavour to translate the vision in to reality. Our mission is:

1. To motivate the students from rural areas to go in for commerce education
2. To provide complete commerce education right from XI std. to Ph. D.
3. To enrich commerce education through seminars, tutorials, field visits, industrial tours, quiz contest, essay competitions, etc.
4. To motivate and train students for self employment
5. To encourage and coach students for MBA, CET, CA, CS, ICWA, Banking Exams, etc.
6. To provide affordable career oriented courses to the rural students
7. To offer various Short Term Courses to the students
8. To undertake research regarding various business problems, especially in the surrounding area
9. To foster research culture amongst faculty and students
10. To inculcate proper ethical, social and responsible behavior amongst the students
11. To bring about all round development of the students, so that they become worthy members of a nation aspiring to be a world power.

1.5 Introduction of Gender Audit :

As per the Evaluation Plan of Internal Quality Assurance Cell of C. D. Jain College of Commerce for 2016-17, the Gender audit of the college will be conducted after the end of academic year 2016-17.

The purpose of gender audit is to ensure that the college has good gender balance. The specific objective of gender audit is to ensure that the college complies with the applicable regulations, policies and standards related to gender equality.

The college not only strives to help students to excel in their academic performance but also tries to bring about an all round development of its students. The college has always given importance to overall personality development of the students. With a view to bring about gender equality, various facilities are provided to girl students. The college conducts number of gender sensitization programmes and Women empowerment programmes throughout the year. The staff is always keen to bridge up the gender gap fostered and environment in which gender discrimination is not tolerated. Efforts are taken by colleges to develop awareness among the youth about gender sensitization.

1.6 Objectives :

1. To know the extent of gender balance that exist in college.
2. To review the work of women empowerment cell.
3. To foster gender equality in all aspects of the college community.
4. To suggest the measures to overcome the gender balance (if it exists)
5. To review various gender sensitization programmes undertaken in college.
6. To review facilities for students in general and girl students in particular.

The college provides various facilities for students in general and girl students in particular. Due care is taken to fulfill all the requirements of girl students to improve their qualitative performance.

1.7 Basic Amenities :

In this college, there are two sections viz. Junior and Senior college. However a new building constructed by the college is for junior section. It will be separated from the academic year 2017-18. The college strength particularly girl's student is 47.90% For the benefit of college students in general and girls students in particular, following facilities are provided by the college.

1.7.1 Water Coolers :

Students come to college and hostel from distant places. To provide purified and cool water to students, 3 water coolers have been installed in

college and 2 in the ladies hostel. Separate technician is appointed by the college for maintenance of the water purified machines. The maintenance cost as per the agreement is Rs. 70,000 for the academic year 2016-17.

1.7.2 Closed Circuit Television (CCTV)

CCTV cameras are installed at various points in college covering the whole campus for policing campus activities and to keep students in check and under control. Huge budget is set by the college to wire campus with CCTV infrastructure. CCTV surveillance helps to keep watch on every activity in the campus. 16 CCTV cameras are installed at various locations in college.

1.7.3 Ramps :

Ramps, for disabled students and also for students/ people who can't use stairs or need a gentler, less stressful way to enter the classes at various points, are constructed in the college.

1.7.4 Entrance :

With a view of maintaining discipline right at the point from where students enter the campus, an arrangement for separate entrance in college for boys and girls has been made. The reason behind provision of separate entrance is to enhance safety for girls and to avoid chaos in the entrance.

1.7.5 Parking :

A spacious parking lot has been made available for the students. The parking lot is monitored by a security guard and it is under CCTV surveillance. Separate parking spaces for girls and boys are provided to park the vehicles safely and in well disciplined manner. The furnishing of separate women's parking spaces is an ideal means of raising women's feeling of safety. A separate watchman is appointed for maintaining security of girl's vehicles.

1.7.6 Separate Issuing Counter for girls in Library and Accounts Department :

A provision for accepting and issuing receipts, fees, books through a separate queue for girls and boys has been made in library as well as in accounts department. This provision has been done to avoid any misbehavior against the girls while standing in a queue. For avoiding queue from the academic year 2017-18, the college will implement online admission process and cashless / paperless transactions.

1.7.7 Short Message Service (SMS) Alerts :

College Library uses text- messaging system notification to students. Library provides SMS alert facility to the students. SMS alerts about return, issue, reservation and reminder of the books are sent to the students by library staff. The scheme is useful to all students in general but particularly to girls.

1.7.8 Study Room :

Study rooms in college provide an environment that is conducive to study. Students prefer to sit and study in college study room which provides them an opportunity of group study which is not available at home. Number of students come to college from distant places and they commute by bus. Students have to wait in campus till their bus timings. Hence a study room has been made available to the students where they can encash their time by studying. There are separate study rooms for girls and boys.

1.7.9 Ladies Room :

A ladies room with all basic facilities has been made available by the college for girls. Facilities such as first aid box, table, mirror, chairs, bed (for sick students) are available in ladies room.

1.7.10 Washrooms :

The amount invested in sanitation helps to save the health cost. Hence, washroom facility is available at various easily accessible points in college. 3 Ladies washrooms and 3 gents washrooms are available. 3 gent's toilets for gent's staff and 2 ladies toilets for ladies staff are available.

1.7.11 Napkin Vending and Disposal Machine :

With a view to promote menstrual health of women and adolescent girls by ensuring availability of quality sanitary napkins, the college has installed automated sanitary napkin vending machine and incinerator.

1.7.12 Boundary Walls :

The Rayat Sankul in Shirampur consists of three colleges- R.B.N.B. College, S.S.B. College and C. D. Jain College of Commerce. All these three colleges are surrounded by common wall fencing. In addition to this, to ensure safety of students, especially girls, when they enter the college, the boundary wall of 2.25 m. height and 295 m length was built on

all sides of college in the year 1994-95. Later on the height of the wall was further increased by 1m. in the year 2016-17.

1.7.13 Complaint / Suggestion Boxes :

Suggestion / Complaint boxes are installed in each building of college as well as in hostel, in which the students, who want to remain anonymous, put in writing their grievances and their suggestions for improving the administration / academics in the college. Every Monday of the week, all the boxes are opened in the presence of grievance committee and appropriate actions will taken by the Principal after consultation with the committee and heads of concerning committees.

1.7.14 Cleanliness :

Cleanliness is one of the most important aspects of running a college. Failing to ensure cleanliness of college campus and college building can have a detrimental impact on the health and well being of staff and students. The tidier the college building is, the more it is conducive to study and work. Daily cleaning of college campus is done without fail. There are adequate disposal bins placed at various locations in the campus to maintain cleanliness.

1.7.15 Hostel facility :

The vision of the college is to impart quality education to all the students. The college is situated in the town which is surrounded by number of villages. The girl students from villages who wish to pursue their education should not remain restrained from it due to fear of travelling or feeling of insecurity in the minds of girl students or due to unavailability of residential facility, also the parents of many girl students are not in the favor of allowing their child to travel daily a long distance to the college that can be tiring as well as risky from the point of view of girls, for such students who come from remote areas, college has made an arrangement of hostel to accommodate such students. Well equipped spacious rooms are available for girls in the hostel. The intake capacity of hostel is 60. Following facilities have been provided to the girls in the hostel:

1. Exclusive uninterrupted study room for students after college hours.
2. Visiting doctor who visits the hostel regularly to give medical advise to students who are not keeping well.
3. First Aid box to provide immediate basic treatment in case of emergency.

4. Water cooler to provide purified chilled water to the students to quench their thirst.
5. Solar Water Heater for warm water for bathing.
6. Recreation and dining hall which brings together the students at the time of lunch and dinner where they can communicate with each other and have their food.
7. Well equipped gym to maintain the health of the students as healthy minds have healthy concentration power that can help students to study well.
8. Sufficient number well maintained and cleaned toilets to maintain the health and hygiene of the students.

1.7.16 Gymnasium and Health Club:

The Centre of Disease Control and Prevention recommends that all adults get at least 30 minutes of moderate exercise five days a week. These exercises can be done in gym. Regular exercises carry many physical and mental health benefits. Going to gym helps a person to lose extra weight. Reduced weight reduces the risk of developing serious conditions. Exercising daily strengthens the heart and allows it to pump more efficiently with less strain. Exercises lower the blood pressure, cholesterol level, allows the blood to circulate smoothly through arteries. All this lowers the risk of heart diseases or having a stroke, developing diabetes, metabolic syndromes, colon cancer, breast cancer, etc. Hence, with the point of view of maintain the health of all the students; college has made an arrangement of well equipped gymnasium. Two separate gyms are provided by the college- one in college campus and other in ladies hostel. The equipments available in the gym are listed below:

a. College Gym:

1. For male students- malt station gym free weight, mallakhamb, boxing ring, Olympic size lifting set
2. For female students- assist machine, six separate single station weight, and Olympic size lifting bar machines

b. Hostel Gym (For girls only)

Lat pull down machine, leg curl and leg extension machine, free weights and bars and dumbbells of various sizes.

c. Beneficiaries of the gym are:

1. Male students
2. Female students
3. Male staff
4. Female staff
5. Hostel girls
6. Outsiders of the college (with proper permission of the Principal and Physical Director)

The college also provides Physio Therapy Consultancy to the outsiders. The Physical Director, Prof. Deshmukh S. Y. (B. Com., M. Ed. Physical and SET) provides this consultancy.

1.7.17 Display of helpline numbers:

At the time of emergency, the students should be well aware about who has to be contacted. For this the preliminary lecture in all the classes are conducted at the beginning of the academic year. Also the board containing **the helpline numbers of doctor, police, ambulance, fire brigade, nirbhaya kaksha, members of Women Empowerment Cell, Consultant is displayed** in each wing of the college for easy access of students.

1.7.18 Security Arrangements:

Safety of the students is the responsibility of the college once they enter the campus. Safety measures are necessary not only for girls but also for boys. To keep the students from external entities and also to prevent the internal unrest, a vigilance committee has been formed by the college. Also the college staff has been assigned the duty of Varanda Supervision. Staff members, when not engaging lectures, are required to do Varanda Supervision i.e., to supervise the college campus as per the time table in which the time and place of supervision is determined. This helps to ensure prevention of any unrest in the campus.

1.7.19 Hemoglobin Check:

With the fad of zero size figure, students (especially girls) have become unconscious about their health and nourishment. Majority students come to college from remote places. They wake up early in the morning and travel by S. T. buses or bicycles to the college. Most of them come

without breakfast as they have an early day. Therefore, to ensure the health of the students, college arranges Hemoglobin Check for the students. After getting the reports of HB of the students, lectures related to health, healthy diets, nutrition are organized from time to time to impart knowledge amongst the students with low HB.

1.7.20 Blood Donation Camps:

The gift of blood is the noblest and the most precious of all gifts. Blood donation saves human life and it is the most remarkable noble act of service to humanity. College wishes to build a vibrant, active and social movement to raise awareness amongst the students for donating blood by motivating every healthy student to come forward and give blood voluntarily. Each year Blood Donation Camp is arranged in college by NSS department. It is the earnest appeal by the college to the students to donate blood voluntarily and regularly. The timely availability of blood can save life in distress. College is proud to arrange such noble event each year.

1.7.21 Online Admission Process:

As a revolutionary move, college turned its admission process online from the academic year 2016-17. One of the greatest advantage of this process is that the applicant can choose to fill their form at their convenience. College can have a quick access to student records and database. An efficient system for filtering out candidates and processing applications is possible through the online application process. The online admission system is highly reliable and efficient and eliminates chances of such errors.

1.7.22 Women Empowerment Cell:

College has set up a Women Empowerment Cell. The Women Empowerment committee consists of Principal, Vice Principal, Head of all the departments, Office superintendent, Physical Director and Librarian. The role of this cell is to empower the girl students studying in the college. For their empowerment various programmes are conducted through this cell from time to time. The cell ensures that all the girls are healthy, safe and confident. Accordingly lectures related with diet, nutrition, self protection, personality development, etc are arranged in the college by inviting various experts to guide the students.

Chapter 2

Training Programmes

2.1 Introduction :

As per guidelines of NAAC Criteria first is related with Women / girls related courses conducted by the college. Personality development of girls is the main objectives of the college. Self protection is one of the important purpose hence, Karate Course conducted by the college particularly for girls. The details about such courses are given in this chapter.

2.2 Karate Course :

C. D. Jain College of Commerce, Shirampur is a single faculty commerce college. Whole admission process is done on merit basis and we are proud to have more than 45% girl students in our college.

At present the society is facing severe problems of girls' safety. Parents are hesitating to send their girl or girls children to long places for education. Various issues such as Nirbhaya Case, Kopardi Case have increased the threats in minds of everyone. So to build the self-confidence and to give strength to face the situation, our college has initiated the Karate training programme. Girl students are provided training of Judo-Karate in college since 2015-16. The reason is to develop the self-defense capacity among girls. This training can help girl to defend herself. Karate gives girls the means by which they can develop high self-esteem and self-confidence. **This training is provided by one of the college student Jyoti Chaudhari studying in MCA-II. Regular classes are conducted in morning before lecture schedule.**





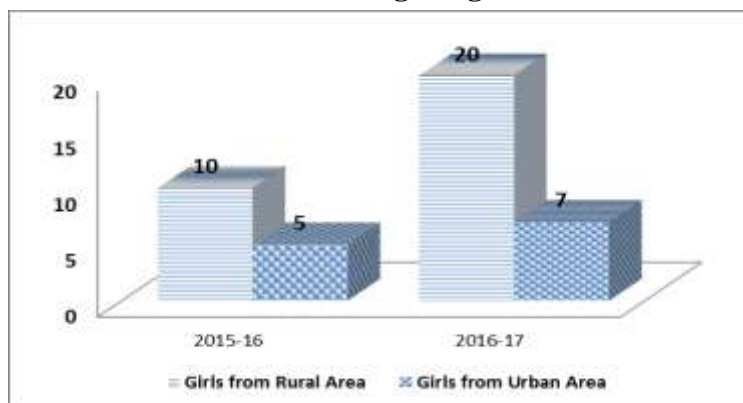
15 girls were enrolled for Karate course in 2015-16. 27 girls have taken the benefit of the Karate training programme in 2016-17. The detail information is given in the following table.

Table - 2.1
Karate Training Programme

Year	Girls from Rural Area	Girls from Urban Area	Total Number of Girls
2015-16	10 (65%)	05 (35%)	15 (100%)
2016-17	20 (70%)	07 (30%)	27 (100%)

Source : Office Record

Graph - 2.1
Karate Training Programme



Source : Office Record

► **Conclusion :**

1. In academic year 2015-16, 15 girl students enrolled for the Karate Training Programme. This number almost doubled in 2016-17. 27 girls took the benefit of the Karate Training Programme.
2. Out of the total 27 students, 30% were from urban area and 70% from rural area. This shows that the awareness amongst girls from village areas have also risen.

2.3 Microme Course :

Being a Commerce faculty college, it is very important to give sources of self-employment to student. To motivate the students to boost their self-earning by some qualitative training programmes. Variety of products are designed by the girls during the training period. Outside guest faculty nominated by the college for training. In this academic year 2016-17 college has initiated the training programme for 44 girl students.




The detail information is given in the following table :

Table - 2.2
Microme Course : 2016-17

Girls from Rural Area	Girls from Urban Area	Total Number of Girls
28 (65%)	16 (35%)	44 (100%)

Source : Office Record

Graph - 2.2
Microme Course : 2016-17



► Conclusion :

1. In the academic year 216-17, 44 girls took benefit of the microme course.
2. Out of total students, 35% were from urban area & 65% from rural area. It means more interest shown by rural girls and their participation is near

about doubled than urban girls. Because this facility is available in the Shrirampur city and rural girls cannot spend their time for the said course due to bus timing.

2.4 Beauty Parlor Course :

There is a great demand for beauty treatments given in parlours. College provides a beauty parlor course, especially for hostel girls, in which they learn various techniques and get hands on experience. The field of beauty parlor is expanding rapidly as ladies have become beauty conscious. This course provides training to students on the basis of which students can do basic treatment and can earn some money. Self-make up, threading, haircut and waxing form the core syllabus of the course. This is one of the important self employment courses. The course is conducted by **one of the staff member Prof. Shaikh T. J. who is a certified beautician and has also completed her M.Phil on the topic "Beauty Parlor Business"**.

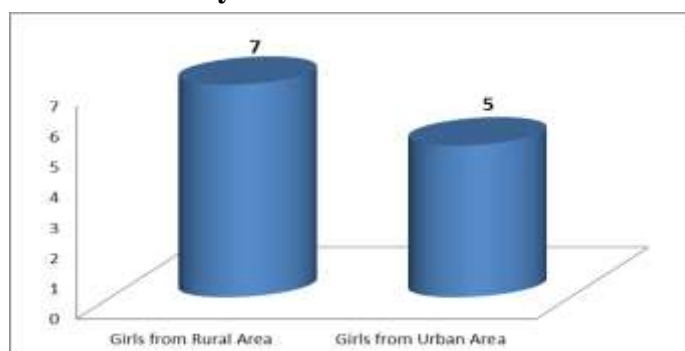


Table - 2.3
Beauty Parlor Course : 2016-17

Girls from Rural Area	Girls from Urban Area	Total Number of Girls
07	05	12

Source : Office Record

Table - 2.3
Beauty Parlor Course : 2016-17



Source : Office Record

► **Conclusion :**

1. In academic year 216-17, 12 girls took benefit of the beauty Parlor course out of which 55% girls were from rural area.

2.5 Competitive Exams :

College encourages students to appear for in various competitive exams. Students are informed about important dates of competitive exams from time to time. Ours being a commerce college, the students are motivated to appear for banking exams and MPSC exam. Advertisement of vacant seats and exam details are displayed on notice board. Notices are sent in classroom to inform students about important dates, process of form filling, fees etc. Regular classes of banking and MPSC exams are conducted.

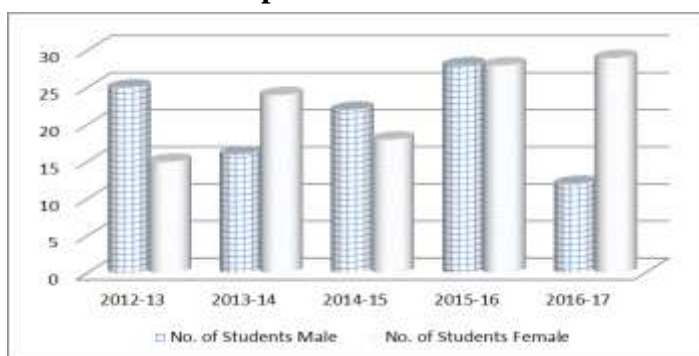
The detail information is given in the following table :

Table - 2.4
Competitive Examination

Year	Class	No. of Students				
		Total	Male	Female	Male%	Female%
2012-13	F.Y.B.Com	Nil	Nil	Nil	Nil	Nil
	S.Y.B.Com	Nil	Nil	Nil	Nil	Nil
	T.Y.B.Com	40	25	15	62.5%	37.5%
Total		40	25	15	62.5%	37.5%
2013-14	F.Y.B.Com	Nil	Nil	Nil	Nil	Nil
	S.Y.B.Com	Nil	Nil	Nil	Nil	Nil
	T.Y.B.Com	40	16	24	40%	60%
Total		40	16	24	40%	60%
2014-15	F.Y.B.Com	Nil	Nil	Nil	Nil	Nil
	S.Y.B.Com	Nil	Nil	Nil	Nil	Nil
	T.Y.B.Com	40	22	18	55%	45%
Total		40	22	18	55%	45%
2015-16	F.Y.B.Com	10	02	08	20%	80%
	S.Y.B.Com	12	08	04	66.67%	33.33%
	T.Y.B.Com	25	11	14	44%	56%
	M.Com-I	09	07	02	77.78%	22.22%
Total		56	28	28	50%	50%
2016-17	F.Y.B.Com	10	03	07	30	70
	S.Y.B.Com	11	02	09	18.18	81.82
	T.Y.B.Com	20	07	13	35	65
Total		41	12	29	29.27%	70.73%

Source : Office Record

Table - 2.4
Competitive Examination



► **Conclusion :**

1. It is being observed that female ratio has been increased from the beginning year 2012-13 up to 2016-17.
2. In the year 2012-13 female ratio was 37.5% where as in the year 2016-17 this ratio has been observed to be 70.73%. By excluding some exceptions, the proportion of female students are more than male students.

2.6 Inter College Competition Participation :

With a view to bring about an all round development, students are encouraged to participate in various inter-college competitions organized from time to time. Students represent the college at various zonal, district and state level competitions. They not only participate in debating and elocution competitions but also bag the prizes and add feather to the college's cap. The following table shows the details of students participating and winning in various inter-college competitions.

The detail information is given in the following table :

Table - 2.5
Inter College Competition

Year	No. of students Participated		Total	Achievement			
	Male	Female		1 st	2 nd	3 rd	Consolation
2012-13	01	01	02	--	--	--	--
2013-14	--	01	01	--	--	--	--
2014-15	01	04	05	--	--	--	--
2015-16	05	10	15	--	04	--	--
2016-17	12	01	13	01	01	03	01

Source : Office Record

► **Conclusion :**

1. It is being observed that female participation has always showed an increasing trend.
2. In the year 2015-16 the female participation ratio has been recorded to be 70%.

2.7 N.C.C. Competitions :

The NCC aims at developing character, comradeship, discipline, a secular outlook, the spirit of adventure and ideals of selfless service amongst young citizens. Further, it aims at creating a pool of organized, trained and motivated youth with leadership qualities in all walks of life, who will serve the Nation regardless of which career they choose. Needless to say, the NCC also provides an environment conducive to motivating young Indians to join the armed forces.

Girl's participation in N.C.C. has been done as per the guidelines of NCC department. Girl's participation ratio is comparatively less in the last five years due to the legal restrictions.

The detail information is given in the following table :

Table - 2.6
'B' & 'C' Certificates

Year	Certificate	Total	Male	Female	Male%	Female%
2012-13	'B'	50	37	13	74%	26%
	'C'	20	17	03	85%	15%
Total		70	54	16	77.14%	22.86%
2013-14	'B'	22	17	05	77.27%	22.73%
	'C'	38	27	11	71.05%	28.95%
Total		60	44	16	73.33%	26.67%
2014-15	'B'	26	17	09	65.38%	34.62%
	'C'	10	10	Nil	100.00%	Nil
Total		36	27	09	75%	25%
2015-16	'B'	19	15	04	78.95%	21.05%
	'C'	06	06	Nil	100.00%	Nil
Total		25	21	04	84%	16%
2016-17	'B'	18	18	Nil	100%	Nil
	'C'	12	10	02	83.33%	16.67%
Total		30	28	02	93.33%	6.67%

Source : Office Record

► **Conclusion :**

1. It is being observed that female participation has been done as per the rules and regulations of N.C.C. department.
2. Republic Day Parade Participation is done by two female cadets in the year 2014-15 & 2015-16. This is the great achievement done by our female cadets and create golden history in the college.

Chapter 3

Students Strength

3.1 Introduction :

The college has provided under graduate post graduate and research education facility to the students. For the purpose of better career, college has also introduced career oriented, short term and tally courses. The information about academic facilities is given in this chapter.

3.2 U. G. Students – B. Com :

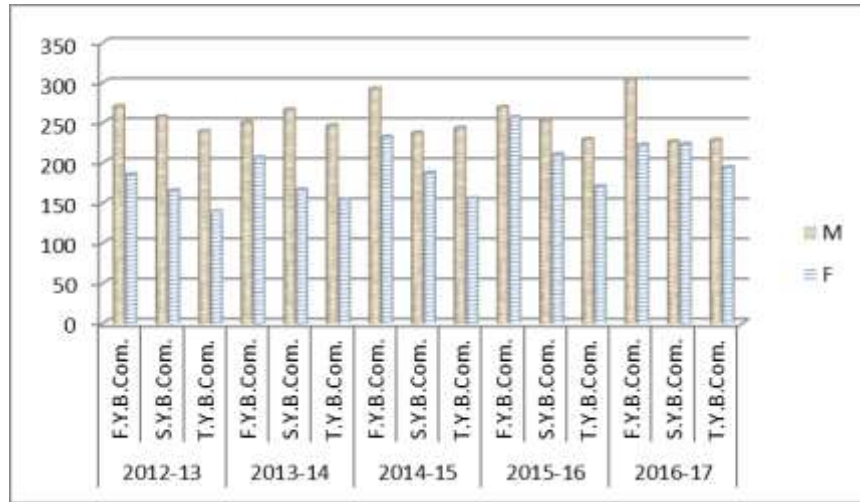
In our college, the whole admission process is done on merit basis completely as per the reservation rules recommended by the University and Government. The detail information is given in the following table :

Table - 3.1
U.G. Students (B.Com.)

Year	Class	Total		Category									
				General		OBC		SC		ST		NT	
		M	F	M	F	M	F	M	F	M	F	M	F
2012-13	F.Y.B.Com.	271	186	149	111	43	46	45	19	03	02	31	08
	S.Y.B.Com.	258	166	141	90	54	54	30	11	02	02	31	09
	T.Y.B.Com.	240	140	129	85	58	37	27	10	03	00	23	08
	Total	769	492	419	286	155	137	102	40	08	04	85	25
2013-14	F.Y.B.Com.	251	207	117	120	52	46	44	20	07	01	31	19
	S.Y.B.Com.	267	167	135	88	49	50	48	17	05	03	30	09
	T.Y.B.Com.	247	154	134	84	55	42	31	14	01	02	26	12
	Total	765	528	386	292	156	138	123	51	13	06	87	40
2014-15	F.Y.B.Com.	293	233	159	132	61	48	43	27	03	03	27	23
	S.Y.B.Com.	238	188	114	102	57	48	36	19	07	01	24	18
	T.Y.B.Com.	244	156	117	84	47	46	43	16	06	01	31	09
	Total	775	577	390	318	165	142	122	62	16	05	82	50
2015-16	F.Y.B.Com.	270	257	143	140	59	60	37	32	06	07	25	18
	S.Y.B.Com.	253	211	141	115	51	49	37	24	03	01	21	22
	T.Y.B.Com.	230	171	109	90	51	48	42	18	06	01	18	22
	Total	753	639	348	345	161	157	116	74	15	09	64	52
2016-17	F.Y.B.Com.	304	223	158	105	61	58	42	28	07	08	36	24
	S.Y.B.Com.	227	224	122	125	55	56	27	24	03	05	20	14
	T.Y.B.Com.	229	195	128	108	47	42	32	21	02	02	20	22
	Total	759	642	408	338	163	156	101	73	12	15	76	60

Source : Office Record

Graph - 3.1
U.G. Students (B.Com.)



• **Conclusion :**

1. From 2012-13 to 2016-17 the trend of female student's admission has been increasing.
2. In the year 2012-13, the percentage of female students' admission was 39.02% and in the year 2016-17, this ratio is increased up to 45.79%.
3. The proportion of females in OBC, SC, ST and NT category is also showing increasing trend. This is the good symptom of social development.
4. In the year 2016-17 the category wise ratio of females is - OBC : 48.90%, SC : 41.95%, ST : 55.55% and NT : 46.18%. It is clear that number of ST females is less as compare to others but their proportion with total student is more and it is 55.55%.

3.3 P. G. Students – M. Com :

The whole admission process is done on merit basis completely and as per the reservation rules recommended by the University and Government.

The detail information is given in the following table :

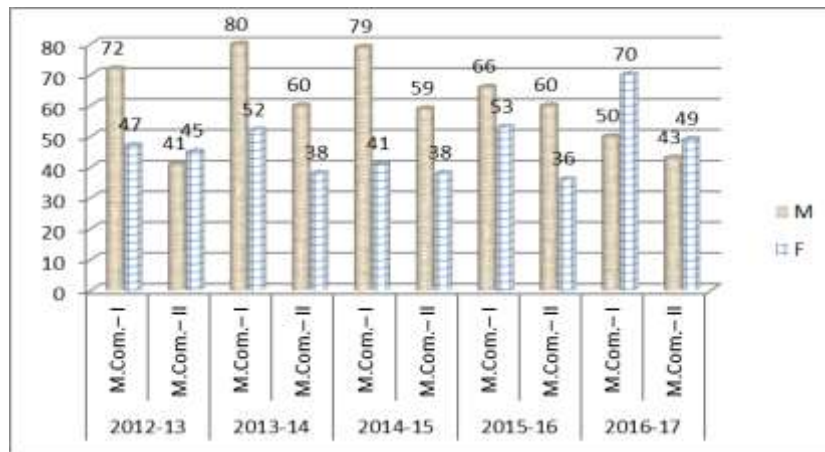
Table - 3.2
P.G. Students (M.Com.)

Year	Class	Total		Category									
				General		OBC		SC		ST		NT	
		M	F	M	F	M	F	M	F	M	F	M	F
2012-13	M.Com.– I	72	47	48	15	11	00	05	27	02	05	06	00
	M.Com.– II	41	45	21	32	11	00	05	11	00	05	04	02
	Total	113	92	69	47	22	00	10	38	02	10	10	02

2013-14	M.Com.– I	80	52	31	30	17	16	18	04	01	00	13	02
	M.Com.– II	60	38	24	22	12	11	12	03	02	01	10	01
	Total	140	90	55	52	29	27	30	07	03	01	23	03
2014-15	M.Com.– I	79	41	38	20	20	11	12	00	02	01	07	08
	M.Com.– II	59	38	24	21	00	00	16	03	01	00	05	01
	Total	138	79	62	41	20	11	28	03	03	01	12	09
2015-16	M.Com.– I	66	53	35	32	09	15	13	03	02	00	07	03
	M.Com.– II	60	36	31	19	13	09	08	01	02	01	06	06
	Total	126	89	66	51	22	24	21	04	04	01	13	09
2016-17	M.Com.– I	50	70	25	38	11	15	05	10	03	00	06	07
	M.Com.– II	43	49	28	30	07	15	03	01	02	00	03	03
	Total	93	119	53	68	18	30	08	11	05	00	09	10

Source : Office Record

Graph - 3.2
P.G. Students (M.Com.)



► **Conclusion :**

1. Compared to female students' admissions in the year 2012-13, it showed an increasing trend in the year 2016-17.
2. In the year 2012-13, the percentage of female students' admission for PG course was 44.88% & in the year 2016-17, this ratio is recorded to be as 56.13%.
3. OBC category female student's percentage also showing increasing trend. As an average the proportion is 50:50. However, in the year 2016-17 the female students are 79.17%.
4. In case of other categories, the situation is uneven. In general number of male students are more. However, in the year 2016-17 the number of SC and NT category female students are more than male students. The proportion of female students is 57.89% and 52.63% respectively.

3.4 BBA(CA) and BCA Students :

Bachelor of Computer Application (BCA) course permanent non-grant course commenced from the academic year 2007-08. As per decision of SPPU, the name of the course has been changed w.e.f. 2015-16. Now, new name is BBA(CA). Admissions are given on the basis of merit and reservation policy of Maharashtra government.

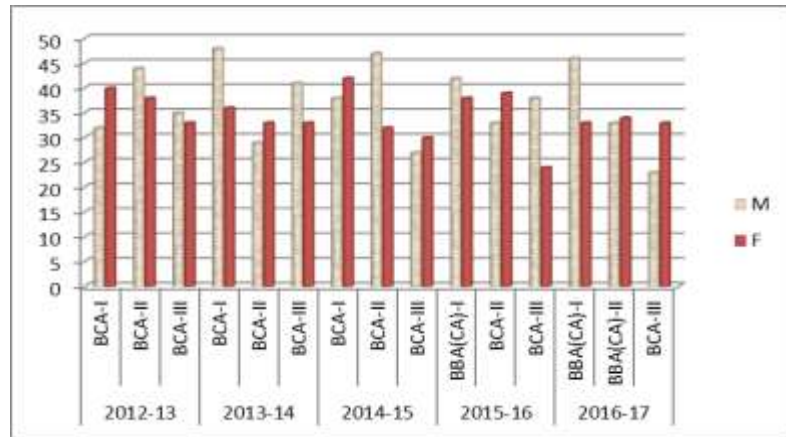
The detail information is given in the following table :

Table - 3.3
B.B.A.(CA) and B.C.A. Students

Year	Class	Total		Category									
				General		OBC		SC		ST		NT	
		M	F	M	F	M	F	M	F	M	F	M	F
2012-13	BCA-I	32	40	16	20	07	10	03	08	00	00	06	02
	BCA-II	44	38	20	15	12	13	06	05	01	00	05	05
	BCA-III	35	33	17	17	08	11	06	04	00	00	04	01
	Total	111	111	53	52	27	34	15	17	01	00	15	08
2013-14	BCA-I	48	36	27	24	05	09	11	01	00	00	05	02
	BCA-II	29	33	16	20	07	08	03	03	00	00	03	02
	BCA-III	41	33	21	17	10	09	04	04	01	00	05	03
	Total	118	102	64	61	22	26	18	08	01	00	13	07
2014-15	BCA-I	38	42	16	22	07	11	09	06	02	03	04	00
	BCA-II	47	32	25	20	07	09	11	01	00	00	04	02
	BCA-III	27	30	14	21	05	06	05	02	00	00	03	01
	Total	112	104	55	63	19	26	25	09	02	03	11	03
2015-16	BBA(CA)-I	42	38	27	16	06	12	06	09	02	00	02	01
	BCA-II	33	39	12	22	08	11	08	04	01	02	04	00
	BCA-III	38	24	23	18	03	05	08	00	00	00	04	01
	Total	113	101	62	56	16	28	22	13	03	02	10	02
2016-17	BBA(CA)-I	46	33	22	19	13	07	06	06	02	01	03	00
	BBA(CA)-II	33	34	23	15	05	11	04	07	00	00	01	01
	BCA-III	23	33	09	19	06	10	05	03	01	01	02	00
	Total	102	100	54	53	24	28	15	16	03	02	06	01

Source : Office Record

Graph - 3.3
P.G. Students (M.Com.)



► **Conclusion :**

1. It is observed that the female student's admission is as an average in equal ratio to male students.
2. OBC category female students proportion is always more than male students. For e.g. 2016-17 it is 53.85%.

3.5 Post Graduate Master of Computer Application (MCA Course) :

From the year 2011-12 college started a demanding PG Course Master of Computer Application (MCA Commerce) has been started.

Admissions for MCA are done on merit basis and as per the regulations of Government. From the year 2016-17, this course has been closed. The details of MCA student analysis is as follows :

Table – 3.4
Data Analysis of PG Students (MCA)

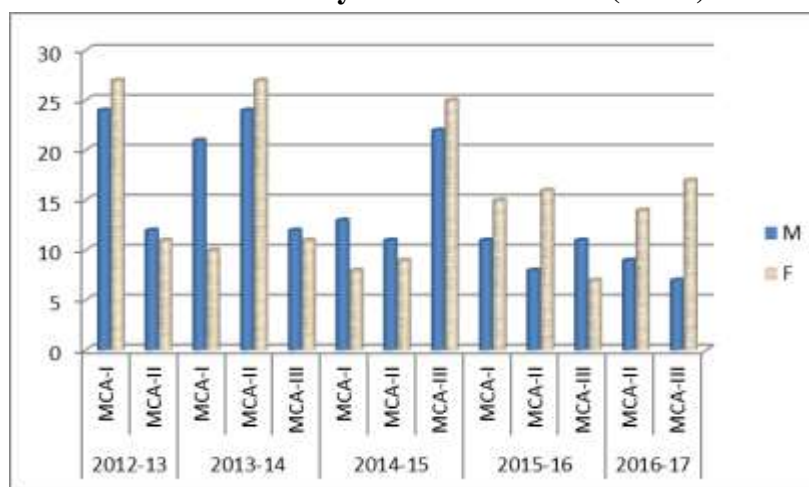
Year	Class	Total		Category									
				General		OBC		SC		ST		NT	
		M	F	M	F	M	F	M	F	M	F	M	F
2012-13	MCA-I	24	27	11	12	09	11	02	02	--	--	02	02
	MCA-II	12	11	03	06	01	03	--	--	--	--	08	02
	MCA-III	--	--	--	--	--	--	--	--	--	--	--	--
	Total	36	38	14	18	10	14	02	02	--	--	10	04
2013-14	MCA-I	21	10	07	04	04	05	07	01	--	--	03	--
	MCA-II	24	27	11	12	09	11	02	02	--	--	02	02
	MCA-III	12	11	03	06	01	03	--	--	--	--	08	02
	Total	57	48	21	22	14	19	09	03	--	--	13	04

2014-15	MCA-I	13	08	07	08	02	06	02	03	--	--	02	01
	MCA-II	11	09	04	04	02	04	03	01	--	--	02	--
	MCA-III	22	25	11	11	08	10	02	02	--	--	01	02
	Total	46	42	22	23	12	20	07	06	--	--	05	03
2015-16	MCA-I	11	15	07	06	02	04	01	05	--	--	01	--
	MCA-II	08	16	04	07	02	06	02	02	--	--	--	01
	MCA-III	11	07	04	03	02	04	03	--	--	--	02	--
	Total	30	38	15	16	06	14	06	07	--	--	03	01
2016-17	MCA-I	--	--	--	--	--	--	--	--	--	--	--	--
	MCA-II	09	14	05	06	02	04	01	04	--	--	01	--
	MCA-III	07	17	04	08	01	06	02	02	--	--	--	01
	Total	16	31	09	14	03	10	03	06	--	--	01	01

Source : Office Record

Graph - 3.4

Data Analysis of PG Students (MCA)



► **Conclusion :**

1. Female percentage is comparatively more in every year.
2. In the year 2012-13 percentage of girl students is 60% whereas in the year 2015-16 it is recorded to be the highest i.e. 75%.
3. As per decision of Savitribai Phule Pune University, MCA course is close down, hence no admission for the year 2016-17.

3.6 Career Oriented Course (COC) :

UGC has initiated a major programme of providing professional training to students at under graduate level during 8th Plan. To meet these changes, our college has initiated Career Oriented Courses in Marketing, Banking, Office Automation, and Agro Business Management. All these courses are three years duration i.e. first

year - Certificate, Second year - Diploma and Third year - Advance Diploma course. Such courses are completed by students along with B.Com Course. They are useful for career of the students.

The detail information is given in the following table :

Table – 3.5
COC Students

Course	2012-13			2013-14			2014-15			2015-16			2016-17		
	M	F	Tot	M	F	Tot	M	F	Tot	M	F	Tot	M	F	Tot
Banking															
Certificate	17	23	40	21	19	40	19	21	40	19	21	40	21	32	53
Diploma	15	20	35	17	15	32	15	16	31	12	15	27	13	26	39
Adv. Dip.	10	15	25	15	13	28	13	14	27	13	14	27	08	20	28
Marketing															
Certificate	14	29	43	11	28	39	23	17	40	21	19	40	26	23	49
Diploma	10	10	20	12	20	32	10	08	18	20	10	30	14	23	37
Adv. Dip.	08	12	20	08	08	16	10	18	28	00	03	03	03	04	07
Agri. Business															
Certificate	NA	NA	NA	NA	NA	NA	25	10	35	19	16	35	19	31	50
Diploma	NA	NA	NA	NA	NA	NA	NA	NA	NA	14	11	25	19	18	37
Adv. Dip.	NA	NA	NA	NA	NA	NA	NA	NA	NA	NA	NA	NA	03	01	04
Office Automation															
Certificate	08	19	37	14	10	24	05	42	47	20	19	39	18	32	50
Diploma	04	12	16	08	19	27	07	04	11	03	30	33	13	22	35
Adv. Dip.	01	14	15	04	12	16	13	15	28	06	05	11	02	16	18

Source : Office Record

► **Conclusion :**

1. In Banking COC, ratio of female students is observed to be increasing from the year 2012-13.
2. In Marketing COC, Female students have recorded an increasing trend at an average of 60%.
3. In Agro Business Management COC, in Certificate Course there are 62% female students and for Diploma Course 49% female students in the year 2016-17.
4. In Office Automation COC, in Advance Diploma Level there is highest record of female students of 89% in the year 2016-17.
5. It is concluded that proportion of female students are always more than male students.

3.7 Short Term Course :

Our College has initiated Nineteen Short-term Courses for under graduate students from the academic year 2016-17. It includes students of B. Com. and BBA(CA). The main objectives behind these courses are to create awareness among the students about their career and opportunities. As per name indicates, all these courses are 3 to 4 months duration. During such short period, students are getting theoretical and practical knowledge The detail information about strength of various short term courses :

Table – 3.6
Admission to the Short Term Courses

Course	Class	Total	M	F	M%	F%
Spoken English	F.Y.B.Com	93	42	51	45.16	54.84
	S.Y.B.Com	64	25	39	39.06	60.94
	T.Y.B.Com	45	26	19	57.78	42.22
	SYBBACA	19	05	14	26.32	73.68
Police Bharati Pre-training	F.Y.B.Com	73	73	--	100	Nil
Health Awareness	F.Y.B.Com	67	40	27	59.70	40.30
English Typing	F.Y.B.Com	91	53	38	58.24	41.76
Marathi Vyakran	F.Y.B.Com	152	72	80	47.37	52.63
Screen Printing	F.Y.B.Com	74	27	47	36.49	63.51
Communication Skill	S.Y.B.Com	49	20	29	40.82	59.18
	SYBBACA	06	03	03	50.00	50.00
Tally	S.Y.B.Com	50	27	23	54.00	46.00
	T.Y.B.Com	42	37	05	88.10	11.90
Personality Development	S.Y.B.Com	66	17	49	25.75	74.25
Computer Awareness	S.Y.B.Com	59	41	18	70.00	30.00
Journalism	S.Y.B.Com	55	37	18	67.27	32.13
Entrepreneurship Development	S.Y.B.Com	57	40	17	70.18	29.82
	T.Y.B.Com	14	07	07	50.00	50.00
Soft Skill	T.Y.B.Com	61	17	44	27.87	72.13
Leadership Development	T.Y.B.Com	98	72	26	73.47	26.53
Taxation	T.Y.B.Com	120	42	78	35.00	65.00
Advertising Marketing	T.Y.B.Com	40	38	02	95.00	05.00
Internet Handling	FYBBACA	72	39	33	54.17	45.83
Hardware	SYBBACA	49	29	20	59.18	40.82
Aptitude Test Preparation	TYBCA	56	23	33	41.08	58.92
	Total	1572	852	720	54.20	45.80

Source : Office Record

► **Conclusion :**

1. For the course of personality development, there is highest ratio of 74.25% female students.
2. For the course of Spoken English, there is highest ratio of female students in S.Y.B.B.A.C.A. recorded at 73.68%.
3. As an average, out of the total strength the proportion of female students are slightly less than male students. These courses has been made compulsory to all the student. Hence female ratio is related with admission ratio.

3.8 National Service Scheme (NSS) :

NSS Programme aims to inculcate social welfare in students and to provide service to society without bias. NSS resembles the Bharat Scouts and Guides. Two units i.e. total 250 students are sanctioned by the regarding class wise and gender wise admitted students to NSS programme is given below.

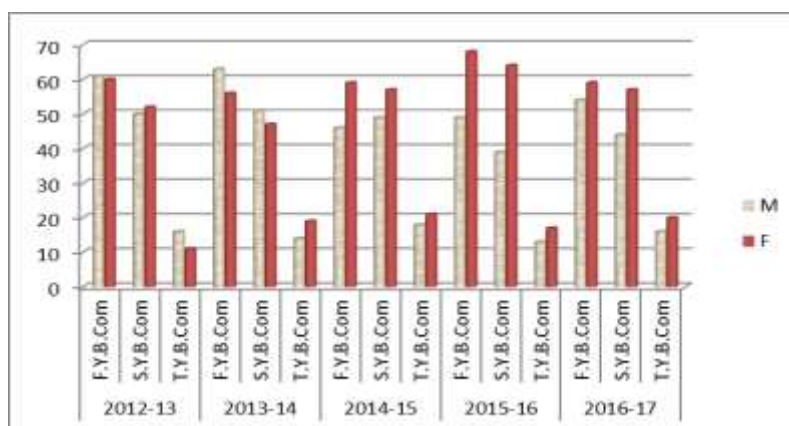
The detail information is given in the following table.

Table – 3.7
NSS Students

Year	Class	Total	M	F	%M	%F
2012-13	F.Y.B.Com	121	61	60	50%	50%
	S.Y.B.Com	102	50	52	50%	50%
	T.Y.B.Com	27	16	11	60%	40%
2013-14	F.Y.B.Com	119	63	56	55%	45%
	S.Y.B.Com	98	51	47	50%	50%
	T.Y.B.Com	33	14	19	45%	55%
2014-15	F.Y.B.Com	105	46	59	45%	55%
	S.Y.B.Com	106	49	57	45%	55%
	T.Y.B.Com	39	18	21	48%	52%
2015-16	F.Y.B.Com	117	49	68	40%	60%
	S.Y.B.Com	103	39	64	40%	60%
	T.Y.B.Com	30	13	17	40%	60%
2016-17	F.Y.B.Com	113	54	59	40%	60%
	S.Y.B.Com	101	44	57	40%	60%
	T.Y.B.Com	36	16	20	45%	55%

Source : Office Record

Graph - 3.5
NSS Students



► **Conclusion :**

1. Female students in NSS is always observed to be increasing from the year 2012-13.
2. Every year nearly more than 50% students are female.
3. F.Y.B.Com class students always more than 45 to 48%. At the T.Y.B.Com level the proportion of NSS students is only near about 15%. Out of these female students are more than 55%.

3.9 National Cadet Core (NCC) :

Our college is a single faculty commerce college in rural areas. Girl's participation in NCC has been done as per the guidelines of NCC department.

The detail information is given in the following table :

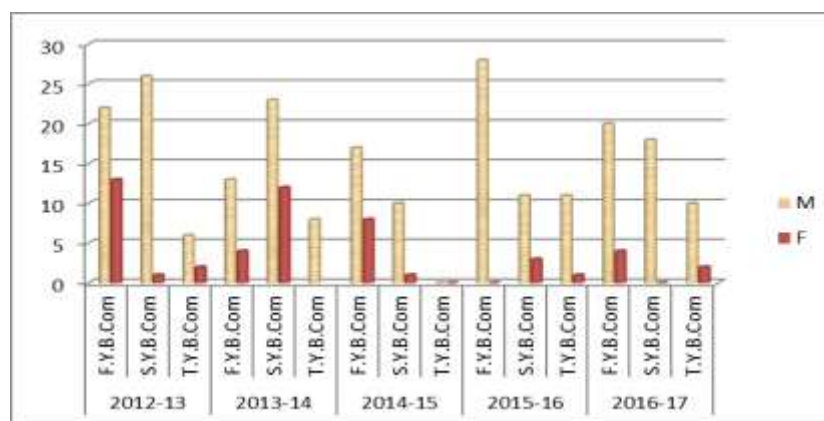
Table – 3.8
NCC Students

Year	Class	Total	M	F	%M	%F
2012-13	F.Y.B.Com	35	22	13	62.86	37.14
	S.Y.B.Com	27	26	01	96.30	3.70
	T.Y.B.Com	08	06	02	75	25
	Total	70	54	16	77.14%	22.86%
2013-14	F.Y.B.Com	17	13	04	76.47	23.53
	S.Y.B.Com	35	23	12	65.71	34.29
	T.Y.B.Com	08	08		100	Nil
	Total	60	44	16	73.33%	26.67%
2014-15	F.Y.B.Com	25	17	08	68	32
	S.Y.B.Com	11	10	01	90.91	9.09
	T.Y.B.Com	Nil	Nil	Nil	Nil	Nil
	Total	36	27	09	75%	25%

2015-16	F.Y.B.Com	28	28	Nil	100	Nil
	S.Y.B.Com	14	11	03	78.57	21.43
	T.Y.B.Com	12	11	01	91.67	8.33
	Total	54	50	04	92.59%	7.41%
2016-17	F.Y.B.Com	24	20	04	83.33	16.67
	S.Y.B.Com	18	18	Nil	100	Nil
	T.Y.B.Com	12	10	02	83.33	16.67
	Total	54	48	06	88.89%	11.11%

Source : Office Record

Graph - 3.6
NCC Students



► **Conclusion :**

1. Girl's participation ratio is comparatively less in the last five years as the admissions are done as per the legal restrictions of NCC department and government.
2. Even though number of girls' are less than gents, but in the history college, our NCC girls had selected for Republic Day Parade. Ms. Kumawat Sarika and Ms. Muthe Sonika for the year 2014-15 and 2015-16 respectively.

3.10 Gender wise Analysis of Teaching and Non-teaching Staff:

This is a single faculty commerce college with two departments i.e. Commerce and Computer. Grantable Staff is appointed as per the rules and regulations of Government and Non-grant staff is appointed on local level by Rayat Shikshan Sanstha on temporary basis. Following table shows the detail information:

Table – 3.9
Gender wise Analysis of Teaching and Non-teaching Staff

Staff	2012-13		2013-14		2014-15		2015-16		2016-17	
	M	F	M	F	M	F	M	F	M	F
Grantable										
Teaching	14	01	14	01	14	--	14	--	12	--
General	09	--	09	--	11	--	11	--	08	--
OBC	01	--	01	--	--	--	01	--	01	--
SC	04	01	04	01	03	--	03	--	03	--
ST	--	--	--	--	--	--	--	--	--	--
NT	--	--	--	--	--	--	--	--	--	--
Non-teaching	08	--	11	01	11	01	09	01	09	01
General	05	--	06	--	06	--	03	--	03	--
OBC	01	--	01	01	01	01	01	01	01	01
SC	02	--	02	--	02	--	01	--	01	--
ST	--	--	--	--	--	--	02	--	02	--
NT	--	--	02	--	02	--	02	--	02	--
Non-Grantable										
Teaching	19	06	22	09	24	08	24	06	19	07
General	13	05	16	08	19	08	19	05	12	05
OBC	01	--	01	--	--	--	01	01	02	01
SC	05	01	05	01	04	--	04	--	04	--
ST	--	--	--	--	--	--	--	--	--	--
NT	--	--	--	--	--	--	--	--	01	01
Non-teaching	05	05	08	08	09	08	10	06	07	08
General	04	05	07	08	08	08	08	05	04	05
OBC	--	--	--	--	--	--	--	01	01	01
SC	01	--	01	--	01	--	01	--	01	--
ST	--	--	--	--	--	--	--	--	--	--
NT	--	--	--	--	--	--	01	--	01	01

Source : Office Record

► **Conclusion :**

1. Female ratio in grantable staff is very less i.e. below 10% in the year 2012-13 and 2013-14, whereas it is nil in the remaining 3 years.
2. Female percentage in non-grant staff is observed to be increasing. In the year 2012-13 it was 50% whereas in the year 2016-17 it is 60%.

3.11 Master of Philosophy :

We are proud to have our own research centre. This research centre is strength of our college. M.Phil admissions are done on the basis of entrance exam and as per the regulations of Savitribai Phule Pune University. Admissions for M.Phil Course are given below

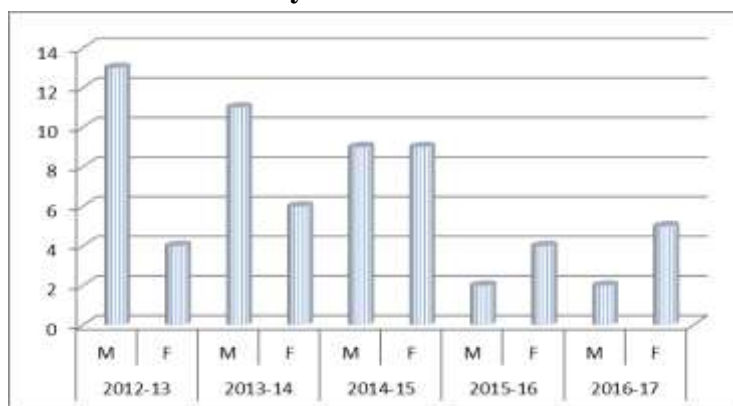
Our college has established "Research Centre in Commerce" w.e.f. June 2007 and it is approved by Savitribai Phule Pune University. Banking and Finance, Business Administration, Marketing, Co-op and Rural Development and Business Economics are optional subject taught in the research centre. M.Phil students are undertake local problems and issues for the purpose of study. Total intake of the course is 20 and on availability of guides.

Table - 3.10
Data Analysis of M.Phil Students

Category	2012-13		2013-14		2014-15		2015-16		2016-17	
	M	F	M	F	M	F	M	F	M	F
General	08	04	06	03	04	06	01	03	01	03
OBC	03	--	04	02	04	03	01	--	01	02
SC	02	--	01	01	01	--	--	--	--	--
ST	--	--	--	--	--	--	--	--	--	--
NT	--	--	--	--	--	--	--	01	--	--
Total	13	04	11	06	09	09	02	04	02	05

Source : Office Record

Graph - 3.7
Data Analysis of M.Phil Students



► Conclusion :

1. Total intake of the course is 20 students but actual admissions are always less than intake capacity.

2. Admission ratio of female candidate is observed to be increasing from the year 2012-13.
3. In the year 2012-13, the female candidates were 25% whereas in the year 2016-17 it is 70%.

3.12 Doctor of Philosophy (Ph.D.) :

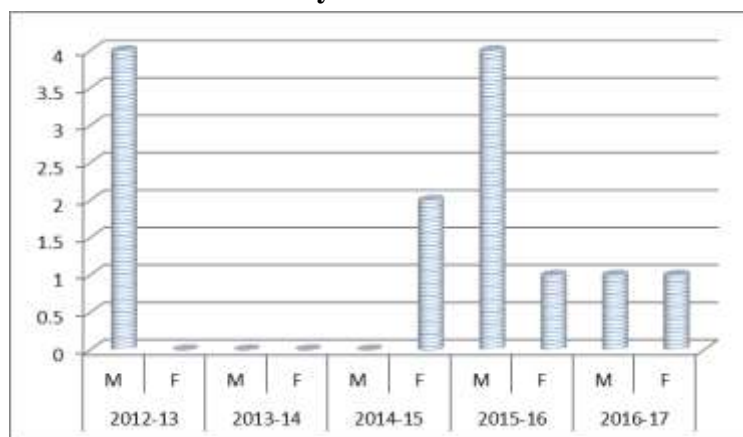
Our research centre is also having Ph.D. recognition. The whole admission process is done as per the guidelines and reservation rules of Savitribai Phule Pune University. List of eligible students are communicated by the university. After approval of interview committee by the university, interviews of proposed research scholars are conducted by the research centre. Final selected list of students approved by the university. Ms. Minu Karir, Ms. Pornima Gujar are faculty members and completed their research work from the research centre of the college. Admissions for Ph.D. course is given in the following table.

Table - 3.11
Data Analysis of Ph.D. Students

Category	2012-13		2013-14		2014-15		2015-16		2016-17	
	M	F	M	F	M	F	M	F	M	F
General	03	--	--	--	--	01	02	--	01	--
OBC	--	--	--	--	--	01	01	01	--	01
SC	--	--	--	--	--	--	--	--	--	--
ST	--	--	--	--	--	--	01	--	--	--
NT	01	--	--	--	--	--	--	--	--	--
Total	04	--	--	--	--	02	04	01	01	01

Source : Office Record

Graph - 3.8
Data Analysis of Ph.D. Students



► **Conclusion :**

1. Female candidates has been observed to be increasing.
2. In the year 2012-13, there were no female candidates.
3. In the year 2014-15, female candidate's percentage was 60%.

3.13 Merit wise Gender Analysis of B.Com & M.Com:

Being a single faculty commerce college, we are proud to have very good results compared to Savitribai Phule Pune University. We are having 50% of girl students in our college and they do share major role in merit ranking.

Table - 3.12

Merit wise Gender Analysis of B.Com & M.Com

Year	2012-13			2013-14			2014-15			2015-16			2016-17		
	M	F	T	M	F	T	M	F	T	M	F	T	M	F	T
B.Com-I	01	02	03	01	02	03	--	03	03	--	03	03	00	03	03
B.Com-II	01	02	03	01	02	03	01	02	03	--	03	03	00	03	03
B.Com-III	02	01	03	02	01	03	02	01	03	02	01	03	00	03	03
M.Com-I	01	02	03	01	02	03	01	02	03	--	03	03	01	02	03
M.Com-II	01	02	03	01	02	03	--	03	03	01	02	03	01	02	03
Total	06	09	15	06	09	15	04	11	15	03	12	15	02	13	15

Source : Office Record

► **Conclusion :**

1. It is observed that in every year girl students have shown better performance.
2. In 2015-16, girl students have shown the highest record of merit at 80%., it is increased up to 87% in 2016-17.

3.14 Merit wise Gender Analysis of MCA Course :

The MCA course has been initiated by our college in the year 2011-12. It is completely non-grant department. From the year 2013-14, there are complete 3 batches. Following table indicates the gender wise merit analysis of MCA from 2012-13 to 2015-16.

Table - 3.13**MCA Gender wise Merit Analysis - Top Rankers**

Year	2012-13			2013-14			2014-15			2015-16			2016-17		
	M	F	T	M	F	T	M	F	T	M	F	T	M	F	T
I	01	02	03	--	03	03	--	03	03	--	03	03	--	--	--
II	--	03	03	01	02	03	--	03	03	--	03	03	02	01	03
III	--	--	--	--	03	03	01	02	03	--	03	03	00	03	03
Total	01	05	06	01	08	09	01	08	09	--	09	09	02	04	06

*Source : Office Record***► Conclusion :**

1. It is observed that the female ratio is increasing in every year in merit of MCA.
2. In the year 2012-13, percentage ratio of female top rankers in MCA was 90% whereas in the year 2015-16 it is completely 100%.

3.15 Merit wise Gender Analysis of BCA Course :

Separate professional course i.e. BCA, conducted through computer department. In merit of BCA also there is good contribution of girl students. The following table shows the detail information :

Table – 3.14**BCA Gender wise Merit Analysis - Top Rankers**

Year	2012-13			2013-14			2014-15			2015-16			2016-17		
	M	F	T	M	F	T	M	F	T	M	F	T	M	F	T
I	--	03	03	01	02	03	01	02	03	02	01	03	02	01	03
II	02	01	03	--	03	03	--	03	03	01	02	03	01	02	03
III	01	02	03	02	01	03	--	03	03	01	02	03	--	03	03
Total	03	06	09	03	06	09	01	08	09	04	05	09	03	06	09

*Source : Office Record***► Conclusion :**

1. Every year girl students have scored the top ranks more than boys.
2. In the year 2014-15, the highest record is done by girl students of BCA by merit ranking of 90%.

3.16 Faculty details of Seminar & Workshop :

In the commerce department, 8 divisions are run on non-grant basis. Entire computer department is run on non-grant basis. Hence non-grant faculty appointed by the sanstha. Majority faculty appointed on non-grant basis. Majority of the faculty members are involved in research and has completed their M.Phil and Ph.D. At the same time, research centre always inspires the faculty to participate in seminars, conferences and workshops organized at different levels. The following table will give details :

Table - 3.15
Participation of Faculty in Seminars & Conferences

Name of the Faculty	2012-13			2013-14			2014-15			2015-16			2016-17		
	I	N	S	I	N	S	I	N	S	I	N	S	I	N	S
Prin. Dr. Bhor L. D.	-	02	01	-	02	-	-	-	03	-	-	-	-	02	01
Dr. Adik B. R.	-	-	-	-	-	-	-	02	-	-	-	-	-	-	-
Dr. Barhate G. H.	01	06	-	-	19	02	01	06	04	-	03	06	02	04	06
Dr. Gawali S. N.	04	01	03	-	14	03	01	07	02	01	04	02	04	02	03
Prof. Jawale S. R.	-	01	03	-	-	-	-	-	-	-	-	-	-	-	-
Dr. Ghotekar D. B.	-	02	-	-	03	-	-	02	-	01	01	-	-	01	-
Dr. Bakhale S. R.	-	-	-	-	05	-	01	03	-	-	-	-	01	01	-
Prof. Waghmare B. S.	-	-	-	-	01	-	-	-	-	-	-	02	-	01	-
Dr. Devadkar D. T.	-	-	-	-	-	-	-	-	-	-	-	-	-	-	-
Dr. Bawake B. B.	-	01	01	-	01	02	-	-	-	-	-	02	-	01	-
Prof. Sayyad S. A.	-	-	-	-	03	01	-	01	-	-	-	01	-	05	-
Prof. Deshmukh S. Y.	-	-	01	-	-	-	-	-	-	-	01	02	-	01	01
Dr. Kalamkar R. P.	-	04	-	-	03	01	-	-	02	-	-	-	-	02	-
Prof. More V. M.	-	04	-	-	-	-	-	-	-	-	-	-	-	01	-
Dr. Tupe B. G.	01	02	-	-	02	-	-	02	-	-	-	02	-	01	-
Prof. Dr. Mrs. Gujar P. S.	-	01	-	-	02	-	-	04	-	-	-	01	-	01	-
Prof. Jagtap M. B.	-	02	-	-	02	-	-	-	-	-	-	01	01	01	01
Prof. Batra R. B.	-	-	-	-	-	-	-	-	-	-	-	-	-	-	-
Prof. Chandratre Y. V.	01	-	-	-	-	-	-	-	-	-	-	02	-	01	01
Prof. Kharadkar U. N.	-	-	-	-	-	-	-	-	-	-	-	-	-	01	-
Dr. Karir M. A.	-	02	-	-	01	-	-	-	-	02	-	-	-	01	01
Prof. Bhawsar B. S.	-	-	-	-	-	-	-	-	-	-	-	01	-	01	01
Prof. Kala P. R.	-	-	-	-	-	-	-	-	-	-	-	-	-	01	01
Prof. Duggal S. A.	-	-	-	-	-	-	-	-	-	-	-	-	-	01	01
Prof. Salve S. K.	-	-	-	-	-	-	-	01	-	-	01	01	01	01	01
Prof. Khandre S. V.	-	-	-	-	-	-	-	-	-	-	-	-	-	01	-
Prof. Jadhav S. B.	-	01	-	02	-	02	01	01	-	-	-	01	-	01	-
Prof. Nagpure V. B.	-	-	-	-	-	-	01	03	-	01	01	01	-	02	-
Prof. Khandre S. R.	-	-	-	-	-	-	-	-	-	-	01	-	-	01	-
Prof. Sasane S. S.	-	-	-	-	-	-	-	-	-	-	-	01	-	01	01
Total	07	29	09	02	58	11	05	32	11	05	12	26	09	36	17

Source : Office Record

► **Conclusion :**

1. Dr. Devadkar has been transferred to other college and Dr. Adik B. R. was retired on 30th June 2016.
2. The proportion of women faculty is only 29.63%.
3. 100% faculty members are involved in research activity.
4. In the year 2016-17, there is the highest record of participation of faculty in international level seminar.
5. Dr. Karir M. A. and Dr. Gujar P. S. completed their research work from the college's research centre and awarded Ph.D. degree.
6. Dr. Ghotekar D. B., Dr. Kalamkar R. P. also research scholar of our research centre.

3.17 Research Papers Published by Faculty :

Research Centre always keeps on moving the faculty member to write the research articles on various issues to add up the innovations in the research. Majority faculty is involved in research and research papers are published in ISSN / ISBN Journals. The details are as follows :

Table - 3.16
Research Papers Published by Faculty

Name of the Faculty	2012-13		2013-14		2014-15		2015-16		2016-17	
	ISSN	ISBN	ISSN	ISBN	ISSN	ISBN	ISSN	ISBN	ISSN	ISBN
Prin. Dr. Bhor L. D.	-	-	03	-	-	01	-	01	-	01
Dr. Adik B. R.	01	-	04	03	03	-	-	01	-	-
Dr. Barhate G. H.	14	01	07	04	05	05	01	06	02	06
Dr. Gawali S. N.	20	-	06	06	05	07	06	05	-	-
Prof. Jawale S. R.	-	-	03	03	01	01	-	01	-	-
Dr. Ghotekar D. B.	-	-	03	01	01	01	-	02	-	-
Dr. Bakhale S. R.	-	-	01	01	-	03	-	01	-	-
Prof. Waghmare B. S.	01	-	-	01	-	01	-	01	-	-
Dr. Devadkar D. T.	-	-	01	01	-	01	-	01	-	-
Dr. Bawake B. B.	02	-	-	-	-	-	-	-	-	-
Prof. Sayyad S.B.	01	-	-	01	-	-	01	-	-	02
Prof. Deshmukh S. Y.	-	-	-	-	-	-	-	-	-	-
Dr. Kalamkar R. P.	01	01	01	01	-	01	-	01	-	-
Prof. More V. M.	-	-	-	03	-	02	-	01	-	-
Dr. Tupe B. G.	03	-	02	01	01	01	-	-	-	-
Prof. Dr. Mrs. Gujar P. S.	01	-	02	01	02	01	-	-	-	-
Prof. Jagtap M. B.	01	-	01	01	-	01	01	-	01	01
Prof. Rathod P. D.	-	-	-	01	-	-	-	-	-	-
Prof. Batra R. B.	-	-	-	01	-	-	-	-	-	-
Prof. Chandratre Y. V.	01	-	-	-	-	-	-	02	-	-

Prof. Kharadkar U. N.	-	-	-	-	-	-	-	01	-	-
Dr. Karir M. A.	-	-	-	-	-	-	-	01	-	-
Prof. Bhawsar B. S.	-	-	-	-	-	-	-	01	-	-
Prof. Kala P. R.	-	-	-	-	-	-	-	01	-	-
Prof. Salve S. K.	-	-	-	-	-	01	01	02	01	-
Prof. Khandre S. V.	-	-	-	-	-	-	-	01	-	-
Prof. Jadhav S. B.	-	-	-	-	01	01	-	-	-	01
Prof. Nagpure V. B.	-	-	-	-	02	01	01	-	02	02
Prof. Khandre S. R.	-	-	-	-	-	-	01	-	-	01
Total	46	02	34	30	21	29	12	30	04	08

Source : Office Record

► **Conclusion :**

1. 100% faculty is involved in the research, they published research papers having ISSN / ISBN journals. In the year 2016-17, total 6 research papers published in ISSN and also having impact factor.
2. In the year 2013-14, there is the highest record of 64 research papers published by the faculty.

Chapter 4

Female Faculty and Research Activities

4.1 Introduction :

Research Centre in Commerce is established in the college from the academic year 2007-08. Separate M.Phil Committee is also approved by the college. As per syllabus, at M.Com and B.C.A. level, there is a project report and it is completed by the students under the supervision of faculty. Details about research activities of women faculty is explained in this chapter.

4.2 Women Faculty Involved in Research :

Our research centre always motivate the faculty to participate in seminars and workshops. Various seminars and workshops on International, National, State and Local levels are organized by the college also and at the same time, the faculty members do attend the seminars and conferences organized by other institutions. They are actively participated in the seminars and present their research papers.

Participation in seminars or workshop do give finishing touch to the current knowledge of the faculty members related to different issues. The proportion of women faculty is only 29% and all are working on non-grant basis. Out of these Dr. Karir and Dr. Gujar has completed Ph.D. from the research centre. Even though women's faculties are working on non-grantable basis but they are participating in seminars and conferences. College also motivates them for participation and presenting research papers. Details are given in the following table.

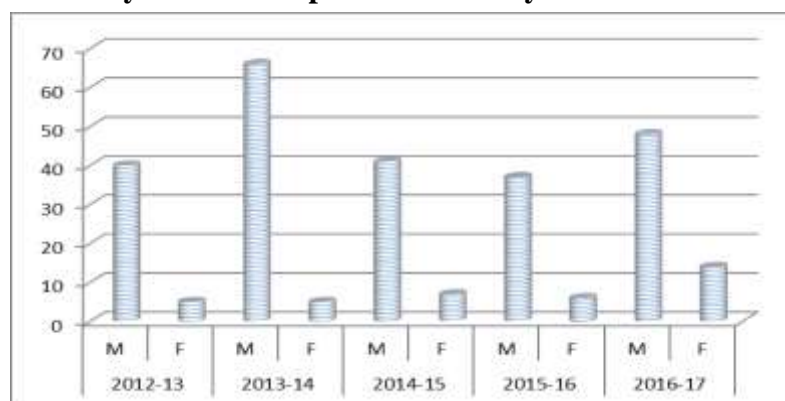
Table - 4.1
Gender wise Analysis of Participation of Faculty in Seminars / Conferences

2012-13			2013-14			2014-15			2015-16			2016-17		
M	F	T	M	F	T	M	F	T	M	F	T	M	F	T
40	05	45	66	05	71	41	07	48	37	06	43	48	14	62

Source : Office Record

Graph - 4.1

Gender wise Analysis of Participation of Faculty in Seminars / Conferences



► **Conclusion :**

1. Considering the less number of female faculty, the participation in seminar & conferences is at better percentage.
2. In the year 2016-17, it is at the highest record and 100% female faculty participated in seminars / conferences.

4.3 Research Papers Published by Women Faculty :

College organizes various seminars and conferences on current issues in society. At the same time other institutes also invite research papers from the faculty which are published in ISSN or ISBN journals. Research Centre always motivates the faculty members to keep their research work in progress. Every year faculty keeps on writing research papers through different seminars and are presented and published. Details are in the following table.

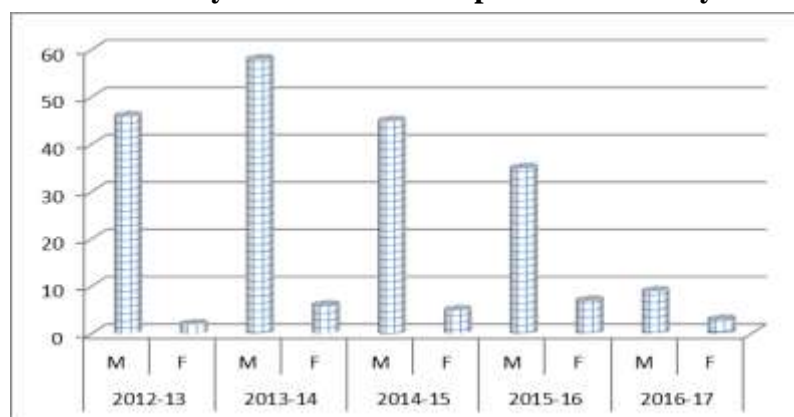
Table - 4.2

Gender wise Analysis of Research Papers Published by Faculty

2012-13			2013-14			2014-15			2015-16			2016-17		
M	F	T	M	F	T	M	F	T	M	F	T	M	F	T
46	02	48	58	06	64	45	05	50	35	07	42	09	03	12

Source : Office Record

Graph - 4.2
Gender wise Analysis of Research Papers Published by Faculty



► **Conclusion :**

1. Women faculty is comparatively very less in our college, but its participation is at better ratio.
2. In the year 2016-17, it is at the highest record at 30% female faculty's research papers are published in various journals. Out of these research paper of Karir is published in ISSN research journal with impact factor.

4.4 M.Com-II Students' Projects & Their Lady Guides :

Savitribai Phule Pune University has revised the post graduate evaluation system and has adopted the credit based evaluation pattern. For the second year of M.Com. University has assigned projects based on case studies and field work. The objectives of project are to equip and train post graduate students to accept the challenges of business, to develop logical thinking and facilitate personality development, to develop among students the communication, analytical skills, methods of data collections and their interpretations and prepare them for pursuing research in theoretical or experimental or computational areas of the subject.

This project work is completed under the guidance of a teacher allotted to a student by the department. Since there is good strength for M.Com. Course with two divisions, the allotment of guide is done with co-guide from the faculty. As there is no female faculty on grantable post, on record, though there is the names of male guides, but the guidance is also done by female faculty members as co-guides.

Table - 4.3
M.Com.-II Projects & Their Lady Guides

Year	2012-13			2013-14			2014-15			2015-16			2016-17		
	B	G	T	B	G	T	B	G	T	B	G	T	B	G	T
Students	79	41	120	60	38	98	59	38	97	56	41	96	43	49	92
M.Guides	42	23	65	33	20	53	32	21	53	32	21	53	24	27	51
%			54%			54%			54%			55%			55%
F.Guides	37	18	55	27	18	45	27	17	44	14	20	34	19	22	41
%			46%			46%			46%			45%			45%
Total	03	06	09	03	06	09	01	08	09	04	05	09			

Source : Office Record B - Boys, G - Girls

► **Conclusion :**

1. Every year the allotment of students among the male and female faculty is on equal base.
2. The ratio of allotment of students to female guides to male guides is 9:1.
3. On an average every year 46% students are guided by lady guides.

4.5 BCA & MCA Projects & Their Lady Guides :

For the final year of BCA & MCA there are research projects to be prepared by the students. These projects are guided by the faculty members. The details are given in the following table.

Table - 4.4
BCA & MCA Projects & Their Lady Guides

	2012-13		2013-14		2014-15		2015-16		2016-17	
	BCA	MCA	BCA	MCA	BCA	MCA	BCA	MCA	BCA	MCA
Male	19	--	20	14	11	22	18	12	12	11
%	55.89	--	54.05	60.87	40.74	48.89	58.06	66.67	44.44	47.83
Female	15	--	17	09	16	23	13	06	15	12
%	44.11	--	45.95	39.13	59.26	51	41.94	33.33	55.56	52.17
T.Pro.	34	--	37	23	27	45	31	18	27	23

Source : Office Record

► **Conclusion :**

1. Every year female faculty participation in guiding the students in their projects is nearly about 50%.
2. The highest trend is observed in the year 2014-15. For BCA there are 59.26% students guided by lady guides and for MCA there are 51% students guided by lady guides.

4.6 M.Phil / Ph.D. Research Scholars Conducting Research on the Topics Related to Women :

M.Phil and Ph.D. programmes are conducted through research centre and it is approved by the university. The topics are decided with the mutual discussion between guide and the research scholar. It is the practice of research centre to a lot the topics related to current and important issues for research which would be helpful for the society. Some of the research scholars have taken the topics related to women. Research topics related with M.Phil programmes are approved by M.Phil and Research Committee. Ph.D. research topics are approved by Research and Recognition Committee nominated by the university. Research subjects related with women's activities are given below :

Table - 4.5
Research Topics Related to Women Activities (M.Phil)

Name of the scholar	Title	Subject	Guide	Date of Reg.	Date of Deg. Awarded
Dalavi Sampat Sopan	कर्जत तालुक्यातील महिला बचत गटांचा विशेषणात्मक अभ्यास	B.F.	Dr. D. K. Mote	22.08.2008	24.09.2010
Shaikh Tasneemara Janmohammad	Analytical Study of Beauty Parlor Business in Shrirampur Town	B.A.	Dr. S. N. Gawali	11.10.2009	05.03.2012
Pasnur Manisha Gopal	A Study of Women Entrepreneurs in Shrirampur Taluka	B.A.	Dr. S. N. Gawali	25.09.2010	02.05.2014
Ms. Khabiya Trupti Rajendra	Impact of Persuasive Television Advertisement on Female Consumers Buying Behaviour Towards Herbal and Ayurvedic Health Care products (A Study of Ahmednagar City)	Marketing	Dr. D. B. Mote	12.08.2014	13.10.2016
Bhor Shrikant Sudam	दि अंबिका महिला सहकारी बँकेच्या आर्थिक कामगिरीचा चिकित्सक अभ्यास	B.F.	Dr. G. H. Barhate	19.08.2015	08.08.2017
Thube Shubhangi Sudhakar	राहता तालुक्यातील महिलांच्या आर्थिक साक्षामिकरणात बचत गटांचा सहभाग	B.F.	Dr. G. H. Barhate	02.09.2013	08.08.2017
Aher Yogesh Bhausheeb	ग्रामीण भागातील महिलांच्या अधिकोषणविषयक सवयींचा चिकित्सक अभ्यास सन २०११ १६-२०१५ते १२-	B.F.	Prof. S. R. Jawale	16.08.2014	WIP
Getam Sandeep Kisan	पारनेर तालुक्यातला महिलांच्या आर्थिक साक्षामिकरणात बचत गटांचा सहभाग	B.F.	Prof. Jawale S. R.	29.08.2011	WIP
Pawar Sachin Ganpat	ग्रामीण भागातील महिला स्वयंसहाय्यता बचत गाथांचा चिकित्सक अभ्यास - विशेष संदर्भ सटाणा तालुका	Co-op	Dr. L. D. Bhor	14.08.2014	WIP
Suryawanshi Sharad Kantilal	कर्जत तालुक्यातील महिला संचलित कुटीरोद्योगांचा अभ्यास	B.A.	Dr. S. N. Gawali	14.08.2014	WIP
Shinde Rupali Mallu	श्रीरामपूर तालुक्यातील महिला उद्योजकांचा चिकित्सक अभ्यास	B.A.	Dr. S. N. Gawali	22.08.2015	WIP

B.A. – Business Administration, B.F. – Banking & Finance, Coop – Cooperation and Rural Development

Source : Office Record

Table – 4.6
Research Topics Related to Women Activities (Ph.D.)

Name of the scholar	Title	Subject	Guide	Date of Reg.	Date of Deg. Awarded
Dr. (Mrs.) Patgaonkar Madhvi Sadashiv	An Analytical Study of Bank loans to women Entrepreneurs in Ahmednagar District	B.F.	Dr. G. H. Barhate	09.09. 2004	13.05. 2009
Dr. Vikhe Archana Anil	अहमदनगर जिल्ह्यातील महाराष्ट्र औद्योगिक विकास महामंडलाच्या कार्यक्षेत्रातील महिला उद्योजकांचा चिकित्सक अभ्यास	B.P.	Dr. S.N. Gawali	15.06. 2010	18.02. 1015

► **Conclusion :**

1. There are eleven candidates doing M.Phil on topics related to women.
2. Two Ph.D. candidate is doing their doctorate on the topic related to women.

4.7 Students with Stipend for M.Phil & Ph.D. :

Savitribai Phule Pune University has introduced stipend scheme to M.Phil and Ph.D. research scholars. For M.Phil scholars Rs. 3000 per month and for Ph.D. scholars Rs. 6000 per month sanctioned by the university. The maximum research period is 18 months and 48 months respectively. College research centre submit the stipend proposals to the university. Ms. Vanarase Sheetal, Ms. Pansur Manisha and Ms. Wanjare Sandhya are the female research scholars received the benefits of Ph.D. stipend scheme. Ms. Gaikwad Yogita also received Junior Research fellowship from the U.G.C. The details about stipend scholarship is given in the following table.

Table – 4.7
Stipend for M.Phil & Ph.D.

Year	Total	M	F
M.Phil			
2012-13	08	07	01
2013-14	08	04	04
2014-15	--	--	--
2015-16	--	--	--
2016-17	--	--	--

Year	Total	M	F
Ph.D.			
2012-13	--	--	--
2013-14	--	--	--
2014-15	01	--	01
2015-16	02	--	02
2016-17	--	--	--

Source : Office Record

► **Conclusion :**





1. For M.Phil Course, in the year 2013-14, there are 50% girls candidates getting stipend.

2. For Ph.D. Course 100% stipend is received by girl candidates in 2014-15 and 2015-16. It includes Junior Research Fellowship received by women research scholars. After completion of two years, she has applied for Senior Research Fellowship.
3. Research work of women scholars for Ph.D. Course is work in progress and for M.Phil course, degree awarded by the university.





4.8 M.Phil Degree Awarded to Female Researcher:

After admission to course, admissions letters are issued to the students. Allotment of the research guide and confirmation of research subject are finalized by the Research Committee. Research Scholars are complete their research work under the supervision of guides. Viva-voce exam is conducted by the Research Centre and M.Phil result sheet submitted to the University. After proper scrutiny degree awarded by the University. Following is the list of female research scholars.

Table – 4.8
Information of Female Research Scholars (M.Phil.)

S. N.	Name	Subject	Title of the Thesis	Name of the Guide	Date of Reg.	Date of Declaration of Result
1.	 More Yogita Subhash	Co-op. & Rural Dev.	प्रवरा उद्योग समुहाचे त्यांच्या कार्यक्षेत्रातील ग्रामीण विकासातील सहभागाचा चिकित्सक अभ्यास	Dr. Bhor L. D.	13 th Aug. 2014	12 th Jun. 2017
2.	 Ms. Kadam Pratibha Babasaheb	Co-op.	A Study of Operational Efficiency of the Baburao Bapuji Tanpure Sahakari Sakhar Karkhana Ltd., Shivajinagar	Dr. Gawali S. N.	21st Aug. 2012	07th Feb. 2017
3.	 Jape Smita Bhausahab	Marketing	An Analytical Study of Online Shopping Business	Dr. Bhor J. R.	30 th August, 2013	27 th Oct., 2016
4.	 Bankar Snehal Dattatraya	Bus. Adm.	अहमदनगर माथाडी आणि असंरक्षित कामगार मंडळाचे संगठन आणि व्यवस्थापनाचा चिकित्सक अभ्यास (२०१०-२०१५)	Dr. Gite M.V	12 th August, 2014	22nd Oct., 2016









5.	 Ms. Khabiya Trupti Rajendra	Marketing	Impact of persuasive television advertisements on femal consumers' buying behaviour towards herbal and ayurvedic healthcare products (A study of Ahmednagar city)	Dr. More D. B.	12th Aug. 2014	13th Oct. 2016
6.	 Rathod Priyanka Deepak	Ban. & Fin.	An Analytical Study of Vehicle Loans Provided by Private Non-Banking Financial Institutions in Shrirampur Taluka	Dr. Barhate G.H	8 th October, 2012	8 th Oct. 2016
7.	 Ms. Thube Shubhangi Sudhakar	Ban. & Fin.	राहता तालुक्यातील महिलांच्या आर्थिक स्क्ष्मीक्रनात बचत गटांचा सहभाग	Dr. Barhate G.H	2nd Sept. 2013	2nd Aug. 2016
8	 Ms. Khapli Sangeeta Vasant	Bus. Adm.	श्रीरामपूर नगर परिषदेचे संघटन व व्यवस्थापनाचा चिकित्सक अभ्यास	Dr. Barhate G.H	23rd Sep. 2013	11th March 2016
9.	 Kardile Rasika Vilas	Co-op. & Rural Dev.	जुन्नर तालुक्यातील प्राथमिक सहकारी कृषी पतपुरवठा संस्थांचा चिकित्सक अभ्यास	Dr. Bhor L. D.	30 th Aug. 2013	7 th Jan. 2016
10.	 Ms. Vanarse Sheetal Bharat	Ban. & Fin.	A Study of Envestor's Attitude towards mutual funds	Dr. Barhate G.H	8th Dec. 2009	16th Oct. 2012
11.	 Ms. Gohil Hema Anil	Ban. & Fin.	Use of Quantitative weapons of credit control by Reserve Bank of India from 2005-2010	Dr. Barhate G.H	10th Dec. 2009	17th Feb. 2012
12.	 Ms. Gadekar Swati Shivram	Ban. & Fin.	A Critical Study of Sources and use of funds by Rahata Municipality	Dr. Barhate G. H	30th Nov. 2009	17 Feb. 2012
13.	 Ms. Jawale Meenakshi Janardhan	Ban. & Fin.	दि कोपरगाव सहकारी साखर कारखान्याचे वित्तीय विश्लेषण एक चिकित्सक अभ्यास	Dr. Barhate G.H	23 Aug. 2010	10th Feb. 2012


14.	 Ms. Dudhediya Mousmi Sureshkumar	Bus. Adm.	Maharashtra Industrial Development Corporation (MIDC), Ahmednagar – Problems and Prospects	Dr. Gite M. V.	19 th Aug. 2008	19 th Oct. 2010
15.	 Ms. Dudhediya Amruta Suresh	Bus. Adm.	The Problems faced by Textile Industries due to Globalisation with special reference to Ichalkaranji Taluka	Dr. Gite M. V.	19 th Aug. 2008	19 th Oct. 2010
16.	 Ms. Tekawade Shradha Popatrao	Marketing	A Study of Retail Marketing in Shrirampur City with Reference to Cloth Market.	Dr. More D. B.	16 th Aug. 2008	17 th April 2010
17.	 Ms. Kasliwal Supriya Subhash	Ban. & Fin.	दि अशोक सहकारी बँक लि., श्रीरामपूर - एक विश्लेषणात्मक अभ्यास	Dr. Barhate G. H.	13 th Aug. 2008	26 th Feb. 2010
18.	Kathuriya Simrankaur Thanedarsingh	Bus. Adm.	Retailers and consumers Response to upcoming malls (A Study of Shrirampur town)	Dr. Barhate G. H.	18 th Sept. 2007	30 th June 2009
19.	Punjabi Harjit Brijmohan	Ban. & Fin.	A Study of Financial Analysis of Non-agricultural Credit Co-operative Societies with special reference to Sangamner city.	Dr. Gawali S. N.	18 th Sept. 2007	15 th June 2009

4.9 Ph.D. Degree Awarded to Female Research Scholars :

In our research centre total 8 research guides are associated with our research centre. Out of these 5 research guides are belongs to C. D. J. College. Guide allotment process is done through research centre. Our research centre has approved by the Savitribai Phule Pune University (formerly University of Pune) from the academic year 2007-08. At the end of academic year 2016-17, total 21 research scholars has awarded Ph.D. degree by the university. However, out of these 47.62% are female scholars i.e. 10 female research scholars awarded Ph.D. degree. Details about female research scholars awarded Ph.D. degree is given in the following table.

Table 4.9**Female Research Scholars Awarded Ph.D. Degree**

S.N.	Name of the Researcher	Subject	Title of the thesis	Name of the Guide	Date of Reg.	Date of Award
1.	 Ms. Goyal Harsha Bharat	Business Economics	An Analytical Study of Changing Gender Ratio in Maharashtra	Dr. Adik B. R.	09.08.2011	13.12.2016
2.	 Ms. Gujar Pornima Sachin	Business Economics	An Analytical Study of Water Distribution Policy of Major Irrigation Projects in Maharashtra	Dr. Adik B. R.	21.04.2013	04.11.2016
3.	 Ms. Tekawade Bhagyashri Shivaji	Banking and Finance	पुणे जिल्ह्यातील सहकारी बँकेच्या कृषि पतपुरवठा योजनांचा चिकित्सक अभ्यास	Prin. Dr. Kalhapure G. B.	14.06.2010	08.09.2016
4.	 Ms. Kadhane Rekha Appasaheb	Business Adm.	महाराष्ट्र शासनाच्या आदिवासी कल्याण योजनांचे व्यवस्थापन आणि अंमलबजावणीचा चिकित्सक अभ्यास	Dr. Gawali S. N.	09.08.2011	01.08.2015
5.	 Ms. Vikhe Archana Anil	Business Practices	अहमदनगर जिल्ह्यातील महाराष्ट्र राज्य औद्योगिक विकास महामंडळाच्या कार्यक्षेत्रातील महिला उद्योजकांचा चिकित्सक अभ्यास	Dr. Gawali S. N.	15.06.2010	18.02.2015
6.	 Ms. Karir Minu Ajit	Banking and Finance	Comparative Analytical Study of Financial Inclusion Initiatives by the Public Sector Banks and Agricultural Co-operative Banks (with special reference to Ahmednagar District)	Dr. Barhate G. H.	14.06.2010	26.04.2014
7.	 Mrs. Hande Vidyullata Rahul	Banking and Finance	Role of Central Bank of India in the Development of Ahmednagar District	Dr. Barhate G. H.	05.07.2009	13.03.2013
8.	 Ms. Tambe Sushma Prataprao	Co-operation and Rural Dev.	An Analytical Study of Non-viable Primary Agricultural Credit Societies (PACS) in the Drought Prone areas of Maharashtra	Dr. Zaware S. K.	19.09.2004	01.02.2010
9.	Ms. Arote Pratibha Shantaram	Business Adm.	Role and Contribution of Maharashtra State Financial Corporation (MSFC) in the Industrial Development of Small Scale Industries in A'nagar	Dr. Barhate G. H.	31.03.2004	27.01.2010

10.	 Ms. Patgaonkar Madhavi Sadashiv	Banking and Finance	An Analytical Study of Bank Loans to Women Entrepreneurs in Ahmednagar District	Dr. Barhate G. H.	09.09. 2004	13.05. 2009
-----	---	------------------------	---	----------------------	----------------	----------------

4.10 Committee wise Male Female Chairman Ratio :

In the college, only 12 faculty members working on grantable posts. Except in the year 2012-13 to 2016-17 there is no female member on grantable post. Majority female faculties are working on non-grant basis.

Following table shows the detail information about chairmanship of female

Table –4.10
Committee-wise Male and Female Chairman Ratio

S.N.	Year	Female Chairman	Male Chairman
1.	2012-13	02	54
2.	2013-14	04	56
3.	2014-15	01	60
4.	2015-16	05	67
5.	2016-17	04	59

Source : Office Record

There is no grantable female staff in our college; therefore we can't show female non-grantable faculty member as a chairman on some formal committee documents. Hence, above mentioned number of female chairman are less.

► **Conclusion :**

1. Female chairmen are comparatively very less due to the technical drawbacks. Non-grant staff cannot be appointed on certain committees.
2. On paper though there is greater ratio of male chairmen, but participation in sharing the workload is on equal level between male and female staff without considering the grantable or non-grant post.

Chapter 5

Sports and Students Support

5.1 Introduction :

The proportion of female students is more than 45%. Different types of facilities are provided by the college for their allround development. It includes hostel, gym, sports, vending machines, water purify machines, vehicle parking etc. particularly, facilities available to girls and their sports achievements is recorded in this chapter.

5.2 Gender wise Sport Analysis :

Prof. Deshmukh S. Y. is a head of Physical Health (Sports) Department. He runs the department very enthusiastically. Separate gym facility is available in the ladies hostel. Table tennis, Volley ball, Boxing and other sports facilities are available in the sport department. Prof. Deshmukh Subhash is always motivating to girls for participation in sports activities. Participation of girl students is much better though being the rural area's college.

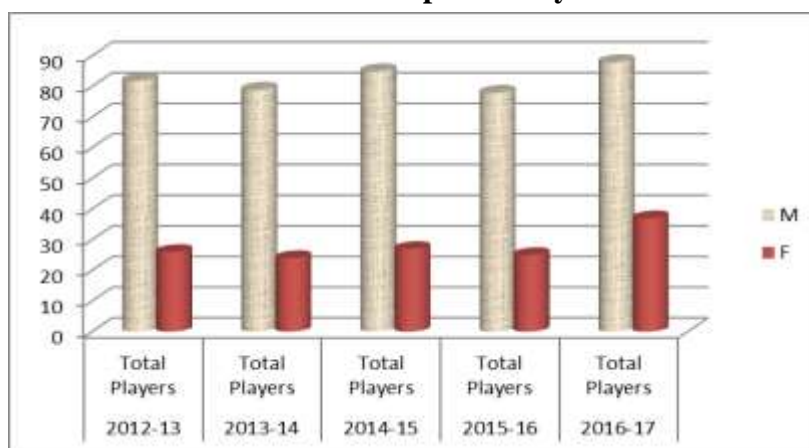
Following table shows the detail information :

Table –5.1
Gender wise Sport Analysis

Year	Detail	M	F
2012-13	Team Participation	13	06
	Total Players	82	26
2013-14	Team Participation	12	06
	Total Players	79	24
2014-15	Team Participation	14	05
	Total Players	85	27
2015-16	Team Participation	11	05
	Total Players	78	25
2016-17	Team Participation	13	07
	Total Players	88	37

Source : Office Record

Table –5.1
Gender wise Sport Analysis



► **Conclusion :**

1. In the year 2012-13, the team participation by girl students is 33%, where as it has been recorded to be increased at 40% in the year 2016-17.
2. The percentage of individual participation of girl players is also observed to be showing an increasing trend of 30%.
3. Achievement in sports by girls : As the college is located in semi-urban area. However, the proportion of girls' players is near about 35 to 40%. Girl players were selected at University, state and national level. During the academic year 2016-17, our 3 players were selected at national level and all these are girl players. It means out of the national selection 100% are girls. These sport students are proud of the college.

5.3 Sports Available for Grils :

In our college we are having a well equipped gym and a huge ground for students. From the year 2012-13 we are having separate gym for girls in ladies hostel of college. Various sports facilities are available for girls such as Volleyball, Athletics, Boxing, Kabbaddi, Badminton, Table tennis etc. All the players get the coaching from our head of gymkhana department Prof. Deshmukh S. Y.



With these various sports, the college organizes Advance Fitness Course **for girls**. Lecture series arranged by Physical director particularly about diet tips, body posture and breathing and muscle alignment etc.

Physical fitness is very important aspect for girls to face the future challenges in life.

5.4 List of Books & Journals on Women in Library :

The college is having a very rich library. Being a single faculty commerce college, various academic books are there at the same time books related to competitive exams and books giving guidance or directions for the career of students are available in the library. At the same time, our library do possess 99 books specially on the topics related to women and five journals related to female issues and discussions. All the girl students and ladies staff do take benefit of this facility and can develop their knowledge.

In library we are having separate queue facility for girls to issue the books and the record is maintained by the library staff in proper manner. List of the books is given below.

Table No. – 5.2
Books about Women

S.N.	Reg. No.	Name of Book	Author's Name
1.	28847	Shardabai Givindrao Pawar	Sarojini Niti Chavan
2.	27552	Parwad	Baburao Upadhye
3.	34871	Gramin Sahityatil Stri Chitran	Baburao Upadhye
4.	Jr. 5885	Mikya Sir Aani Bebo	Ajit Patil
5.	10424	Navvadhu Priya Mi Bavarte	Sau. Shaileja Raje
6.	18144	Bhoval	
7.	34376	Sadhnatai Amte	Dr. Govind Kasat
8.	10334	Meera	Mangesh Padgaonkar
9.	J-1229	Paklya	V. S. Khandekar
10.	17491	Mi Narsabai	Megha Kirane
11.	J-1912	Brahmnachi Mulgi	Varekar
12.	13989	Mi Durga Khote	H. N. Apate
13.	28894	Lokmata	Sau. Vijya Jahagirdar
14.	22297	Indira Antim Parv	Madhav Mardekar

15.	584	Manjula	
16.	1699	Pratit Ke Chalchitra	Mahadev Varma
17.	27605	Laxmiche Dene	Sau. Nalini Mahadik
18.	28885	Waras	Shankarrao Kharat
19.	17300	Hirvya Wata	Nileshkumar Fadkule
20.	6666	Na Inam Na Dharam	Revtisharan Sharma
21.	2057	Jalam Balla aani Bajiravachi Bayko	Arjun Garat
22.	1192	Priya Bai	P. L. Deshpande
23.	22637	Sakhi	Arjun Garat
24.	38977	Stri Aarogya	Balaji Tambe
25.	6384	Sati	Vyankatesh Madgulkar
26.	26661	Manaswini Pravasini	Anjali Kirtane
27.	19353	Nagarjun ke nari Patra	Arjun Garat
28.	26653	Viksin	V. S. Khandekar
29.	19904	Bhartiya Nari	Dr. Kateswami
30.	22521	Sakhi	V. P. Kale
31.	28884	Bhartiy Itihasatil Striya	Prof. Balaji Chirde
32.	16329	Nilakshit Deshat	Sadhna Kamat
33.	11130	Gunja	Madhu Mangesh Karnik
34.	14362	Mangalsutra	Sonar R. D.
35.	1773	Ramgad ki Rani	
36.	15788	Hi Jyot Anantachi	Rambhau Joshi
37.	J-693	Kmodini	Ranjit Desai
38.	J-5954	Durgabai	Pratibha Ranade
39.	32459	Tulashiche Lagna	A. H. Salunkhe
40.	10444	Captalchi Mulgi	Dr. Pandit Aawalikar
41.	J-3733	Fulpankhi	Nishigandha Wad
42.	2507	Sangte Aaika	Hansa Wadkar
43.	23019	Majhya Ayushat Aalelya Striya	Khushwant Sing
44.	18899	Bharatmala	Raja Thoke
45.	8323	Majh Kunku Savitrich Aahe	H. N. Apate
46.	J-1280	Kathputali	Sau. Kusum Abhyankar
47.	9209	Sandhyachaya	Jaywant Dalvi
48.	10342	Jogiya	Jaywant Dalvi
49.	3049	Bhavin	B. B. Borkar

50.	16881	Kamal ani Ketaki	Mahadev Varma
51.	17328	Shodh Swapnancha	Sau. Nalini Mahadhik
52.	18123	Burkhyamagchya Striya	Shankarrao Kharat
53.	16411	Amanush	Nileshkumar Fadkule
54.	10297	Vadhupariksha	Revatisharan Sharma
55.	26969	Sundar Mi Honar	Megha Kirane
56.	19905	Bhartiya Nari	Warekar
57.	16617	Madam	H. N. Apate
58.	J-5914	Sevavrutti Ramabai Ranade	A. H. Salunkhe
59.	16025	Shri Durga Saptshati	Dr. Pandit Aawalikar
60.	8336	Gramin Stri Chitre	H. N. Apate
61.	1531	Tisara Bajirao	Sonar R. D.
62.	16366	Indirachi Hatya	Raja Thoke
63.	31021	Gramin Sahityatil Stri Chitran	Leena Sohoni
64.	10788	Majha Jeevan Pravas	Swati Mahankal
65.	34390	Anand	Pratibha Ranade
66.	33339	Satya	A. H. Sakunkhe
67.	7106	Savitri	Dr. Pandit Awalikar
68.	16881	Kamal ani Ketki	Megha Kirane
69.	15270	Shikshankanya Tarabai Modak	Warekar
70.	13150	Durgi	H. N. Apate
71.	16089	Viprit	Leena Sohoni
72.	13617	Aai	Swati Mahankal
73.	13616	Aay	Deshpande Nitin
74.	1238	Kupan an Aksha	H. N. Apate
75.	16083	Firat	Pratibha Ranade
76.	18310	Abolichi Phule	A. H. Salunkhe
77.	16042	Aypahita	Dr. Pandit Awalikar
78.	2585	Indira Gandhi	
79.	12568	Manatlya Kavita	Patil Sujay
80.	21375	Fulrani	P. L. Deshpande
81.	U9071	Mi Suryachya Kulachi	Gunfa Kokate
82.	U61869	Mahashwta	Sudhamurti
83.	U60452	Aidare	Kiran Bedi
84.	U61645	Wise and Otherwise	Lina Sohoni

85.	U61667	Pratibhaparva	Swati Mahankal
86.	U61870	Katha Benzir Buttochya Premachi	Latakant
87.	U61725	Tya Hotya	Vijaya Wad
88.	U61885	Astitva	Sudhamurti
89.	U61898	Kharekhure Idols	Shyam Deshpande
90.	U60462	Wat Wet Rong	Kiran Bedi
91.	17022	Indira Gandhichi Sattabhilasha	Madhav Mardekar
92.	18899	Bharatmata	Babalal Tamboli
93.	7966	Nilya Thingya	Anant Kanekar
94.	15765	Jagruti	Ramchandra Walimbe
95.	14535	Ladies Hostel	Udhav Shelke
96.	1268	Gulmohor	Udhav Shelke
97.	28800	Ajichya Goshti	Anuradha Gangal
98.	3698	Sakhi	V. P. Kale
99.	3679	Kasturba	Arun Gandhi

5.5 Ladies Hostel :

Ladies hostel constructed with financial assistance provided by University Grants Commission, New Delhi. Ladies Gym, Dining Hall, Solar Water System, Water Purifier Machine and other related facilities provided in the ladies hostel. The infrastructure available in the ladies hostel is :

Table 5.3
Infrastructure in the Ladies Hostel : 2016-17

Particulars	2012-13	2013-14	2014-15	2015-16	2016-17
No. of Rooms	22	22	22	22	22
No. of Bed	60	60	60	60	60
No. of Girls	35	49	53	56	52
No. of girls per room	03	03	03	03	03
No. of Fans	16	16	16	16	16
No. of Tubs	15	15	15	15	15
No. of Tables	19	19	19	19	19
Wadern	Mr.Bargal S.M.	Mr.Bargal S.M.	Mr.Bargal S.M.	Mr. R. D. Bhingardive	Mr. R. D. Bhingardive

5.6 Gender wise Analysis of Scholarship Record :

Our college does provide the scholarship facilities to our students as per the rules and regulations of University and Government. Being rural area's college majority students are from agricultural background and are in need of financial support for education.

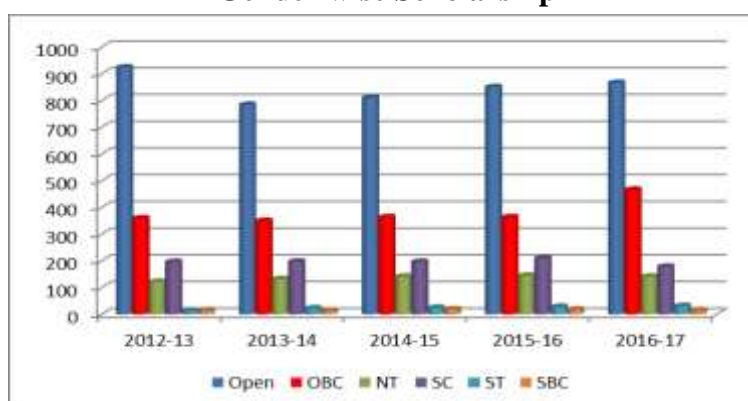
Following Table shows the detail information :

Table – 5.4
Gender wise Scholarship

Student	Open	OBC	NT	SC	ST	SBC	Total
2012-13							
Male	470	192	094	133	08	09	906
Female	455	168	28	64	06	06	727
Total	925	360	122	197	14	15	1633
2013-14							
Male	441	185	97	147	16	06	892
Female	344	165	36	51	07	08	611
Total	785	350	133	198	23	14	1503
2014-15							
Male	452	198	85	141	19	09	904
Female	359	166	57	56	06	10	654
Total	811	364	142	197	25	19	1558
2015-16							
Male	459	183	46	132	19	09	848
Female	392	181	99	68	10	09	759
Total	851	364	145	210	29	18	1607
2016-17							
Male	461	281	78	103	17	06	946
Female	406	186	64	76	15	09	756
Total	867	467	142	179	32	15	1702

Source : Office Record

Graph – 5.2
Gender wise Scholarship



► **Conclusion :**

1. The percentage of female students taking benefit of scholarship is observed to be increasing from the year 2012-13.
2. The highest record of female students getting scholarship benefit is observed in the current year 2016-17 i.e. of 49%.
3. EBC scholarship provided particularly to open category students. The proportion of this category is more than 50%.

5.7 Gender wise Analysis of Students in Earn and Learn Scheme :

C. D. Jain College of Commerce, Shrirampur belongs to the Rayat Shikshan Sanstha, Satara. The motto of the sanstha is "Education through Self Help". Students are always been made aware to learn by their own earnings. The very important scheme run by the college is **Dr. Karmaveer Bhaurao Patil Earn and Learn Scheme**. Under this scheme the needful students having weaker financial position or wants to learn by their own earnings, are registered in this Earn and Learn Scheme. These students are provided with daily work routine after their college hours and are paid as per the rules and regulations of the university. Following table provides the detailed information.

Table – 5.5
Gender wise Analysis of Earn & Learn Students List

Students	Open	OBC	NT	SC	ST	SBC	Total
2012-13							
Boys	06	03	04	03	02	00	18
Girls	06	04	03	04	00	01	18
Total	12	07	07	07	02	01	36
2013-14							
Boys	09	06	04	15	02	00	36
Girls	09	03	02	04	00	00	18
Total	18	09	06	19	02	00	54
2014-15							
Boys	13	08	02	07	02	00	32
Girls	08	06	01	03	00	00	18
Total	21	14	03	10	02	00	50
2015-16							
Boys	18	07	02	06	03	00	36
Girls	11	08	02	03	00	00	24
Total	29	15	04	09	03	00	60

2016-17							
Boys	16	04	05	03	02	--	30
Girls	22	11	05	06	--	--	44
Total	38	15	10	09	02	--	74

Source : Office Record

► **Conclusion :**

1. In the year 2012-13, girl students' participation in Earn and Learn Scheme is observed to be 50%. i.e. equal proportion of male and female students.
2. This scheme is available to all students i.e. Open and others.
3. In the year 2016-17, girl students' participation in Earn & Learn Scheme is at the highest record at 60%.

Chapter 6

Health Awareness, Extra Curricular Activities and Gender Sensitization

6.1 Introduction :

College has provides various facilities for the benefits of girls. They are always actively participated in different activities at college and university level. It includes participation in Avishkar, TexPert and others. From last two year HB check up programmes organized by the college. Details about girls students activities, their participation, health awareness and gender sensitization aspects are explained in this chapter.

6.2 Contract with Lady Doctor :

Girls students are near about in equal proportion to boys. And so it is responsibility of the college to provide them the medicinal guidance in college. We do organize various lectures giving guidance about health and medical problems. But there is also a need of regular visit of a lady doctor with whom girl students can discuss their problems and in case of any emergency we call the doctor at any time in college and girls' hostel.

The college has made a contract with Dr. Shital Hivarkar from Shrirampur working at Kamgar Hospital. She visits the college and girls' hostel twice in a month on Thursday. We do keep records of the visit and girls feel free to talk with her about their health problems.

From the year 2012-13 upto 2016-17 college has appointed Dr. Shital Hivarkar as a medical officer and she gives regular visits as per the contract and solves the medical problems of girl students and give them the proper guidance.

6.3 Contract with Counselor :

The recent suicide cases in society has turned the spot light on the need to handle the issues of depression, street harassment, culture shock and pressure to perform. Therefore C. D. Jain College of Commerce, Shrirampur has a counseling centre as a part of a student support and progression criterion for NAAC accreditation and also to prevent the bottling up of emotions. College has appointed Mrs. Geeta Prakash Chandan for the post of counselor on a part time

basis. She is actively participating women in society with various institutions. She was the Chairman of Gujarathi Mahila Mandal, Shrirampur for two years. She is a trustee of Rhythm Group of Shrirampur and also a member of Maharashtra Mahila Mandal, Shrirampur.

The college has established a separate counseling cell in our college campus. The counselor conducts her counseling sessions during 11.00 am to 1.00 pm. once in a week.

6.4 Hemoglobin Checkup of Students :

The college has two important departments i.e. Commerce and Computer. On an average there are nearly 800 girl students in senior college from commerce and computer department.

Since last two years college has been organizing the hemoglobin check-up programme. HB is the very important aspect to make the girl students feasible to face the medical problems and let the health be very strong. It is the practice to not to visit the doctor without any illness and so majority girl students do not know their level of HB. Hence, college has organized HB testing programmes. Details about participation of girls students in HB testing programme is given below.



Table 6.1
HB Check-up Programme

Year	No. of girls Students of UG	No. of girls Students of PG	Total
2015-16	643	66	709
2016-17	629	59	688

Source : Office Record

► **Conclusion :**

1. It is the practice of college since last two years that nearly 95% girls students participated in HB check-up programmes.

6.5 HB Testing Results of Students :

The college has conducted HB Chek-up programme at free of cost. Expert Doctors takes the blood sample and results analysed issued to the college. These doctors also gives guidance about how to increase the HB levels. There is the moderate level of HB is given by the medical terms to be 12 plus in females. According to this moderate level committee members analyzed the testing results of girl students. Detailed information regarding HB analysis is given in the following table.

Table 6.2
HB Testing Analysis

Year	Less than 8	Between 8-10	Between 10-12	More than 12	Total
2015-16	04	66	528	11	709
Level %	0.56%	9.30%	74.47%	15.65%	100%
2016-17	05	64	313	306	688
Level %	0.73%	9.30%	45.49%	44.48%	100%

Source : Office Record

► **Conclusion :**

1. It is observed that in the year 2015-16, 74% girls are having HB in between 10 to 12 which is the moderate count of HB.
2. In the year 2016-17, 44.48% of girls students are having HB level more than 12.

6.6 Pre-knowledge About HB Level :

Ladies staff has prepared a questionnaire, through which the pre-knowledge about HB level was tested and data was collected from the girl students. This data clarifies the awareness about HB level among the girl students and their family.

Table 6.3
Pre-knowledge About Hemoglobin

Family Background	Knowledge about HB		Knowledge about Need of HB		Knowledge about Supportive Food for HB		Knowledge about Personal HB Level		Daily Exercise		Diet Knowledge	
	Yes	No	Yes	No	Yes	No	Yes	No	Yes	No	Yes	No
Service	87%	13%	82%	18%	88%	12%	35%	65%	32%	68%	79%	21%
Business	86%	14%	82%	18%	83%	17%	46%	54%	41%	59%	82%	18%
Farmer	75%	25%	73%	27%	81%	19%	37%	63%	39%	61%	73%	27%

Source : Office Record

► **Conclusion :**

1. More than 80% of the UP and PG students from service and businessman family background have the basic knowledge about hemoglobin. Need and importance of hemoglobin and the supportive foods to maintain and increase HB level.
2. 25% students from the agricultural background do not have basic knowledge about hemoglobin, its level and supportive food to maintain HB level.
3. More than 55% students do not know their hemoglobin levels.
4. More than 60% students do not do daily exercise.
5. More than 70% students have the basic knowledge about the complete diet food.

6.7 Gender wise details of Blood Donation Camp :

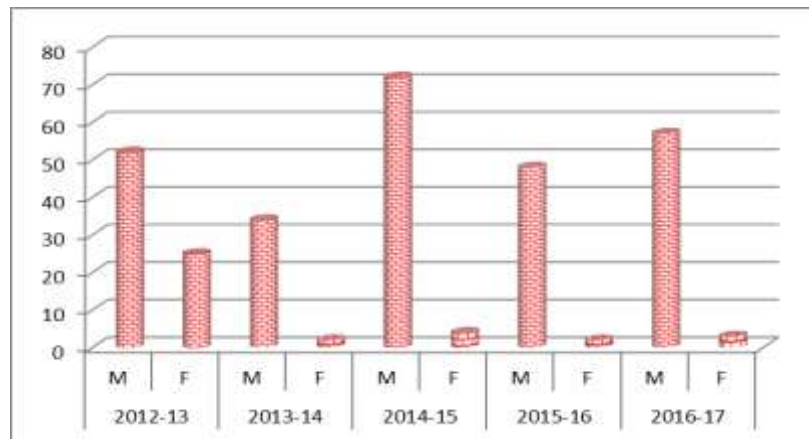
Every year the college organizes the blood donation camps from the NSS department. **Nityaseva Blood Bank and Shrirampur**, Blood Bank coordinates with the college. We do organize the lectures for guiding the students to make them aware of their societal responsibilities and the benefits of blood donation for their own. The detail information is given in the following table.

Table 6.4
Gender wise details of Blood Donation Camps

2012-13			2013-14			2014-15			2015-16			2016-17		
M	F	T	M	F	T	M	F	T	M	F	T	M	F	T
52	25	77	34	02	36	72	04	76	48	02	50	57	03	60

Source : Office Record

Graph 6.1
Gender wise details of Blood Donation Camps



► **Conclusion :**

1. It is observed that HB level is on an average among the girl students.
2. According to their weight, height and HB level, most of the girl students are rejected to donate the blood.
3. The proportion of girls in participation of blood donation camp is very less.
4. In the year 2012-13, there is the highest record of girl students donating blood i.e. 30%.

6.8 Inter College Competition Participation :

Our college staff is always being helpful to motivate the students to participate in various inter college competitions. Participation in such activities boost up the communication skills and body language. It gives support to students to face their future. The detail information is given in the following table :

Table 6.5
Inter College Competitions

Year	Male	Female	Total	1st	2nd	3rd	Consolation
2012-13	01	01	02	--	--	--	--
2013-14	--	01	01	--	--	--	--
2014-15	01	04	05	--	--	--	--
2015-16	05	10	15	--	04	--	--
2016-17	12	01	13	01	01	03	01

Source : Office Record

► **Conclusion :**

1. It is being observed that female participation has always showed an increasing trend.
2. In the year 2015-16 the female participation ratio has been recorded to be as 70%.

6.9 NCC Competitions :

Girl's are recruited in NCC as per the guidelines of NCC department. Girls participation ratio is comparatively less in the last five years due to the legal restrictions. NCC incharge Major Dr. Gawali S. N. motivates the girls students for participation in 'B' and 'C' certification exam and provides all the guidelines and facilities particularly to girls cadets.

The detail information is given in the following table.

Table 6.6
NCC 'B' & 'C' Certificates

Certificate	Total	Male	Female	% Male	% Female
2012-13					
Total	70	54	16	77.14%	22.86%
'B' Certificate	50	37	13	74%	26%
'C' Certificate	20	17	03	85%	15%
2013-14					
Total	60	44	16	73.33%	26.67%
'B' Certificate	22	17	05	77.27%	22.73%
'C' Certificate	38	27	11	71.05%	28.95%
2014-15					
Total	36	27	09	75%	25%
'B' Certificate	26	17	09	65.38%	34.62%
'C' Certificate	10	10	Nil	100%	Nil
2015-16					
Total	25	21	04	84%	16%
'B' Certificate	19	15	04	78.95%	21.05%
'C' Certificate	06	06	Nil	100%	Nil
2016-17					
Total	30	28	02	93.33%	6.67%
'B' Certificate	18	18	Nil	100%	Nil
'C' Certificate	12	10	02	83.33%	16.67%

Source : Office Record

► **Conclusion :**

1. It is observed that, female participation has been done as per the rules and regulations of NCC department.
2. Two girls cadets were selected for participation in Republic Day Parade. In the year 2014-15 and in 2015-16. Ms. Kumawat Sarika and Ms. Muthe Sonika selected for R. D. Parade. This is the mile stone in the history of the college.

6.10 Avishkar:

It's a Research Competition among all Universities of Maharashtra. This is a Special effort towards the participation of the talented students from rural and urban areas in this Research Competition. Avishkar is providing excellent platform to showcase innovative products, ideas, concepts and solutions addressing to societal needs from young students, researchers, teachers of the university. Avishkar is the opportunity for all primary stakeholder to come forward to show their work to society at large.

Firstly, the competition is conducted at zonal level in which students from zonal colleges compete with each other. At this level, the top three projects from each subject are shortlisted. These shortlisted students then compete at the university level. Students selected at university level represent their university in the final state level competition.

Students of C. D. Jain College participate in this competition each year. Students not only participate but they come out with flying colors. Following is the statistics of students of C. D. Jain college of Commerce participating and shortlisted at zonal level.

Table 6.7
Students Participated in Avishkar

Year	Number of Students			Students selected at Zonal Level
	Male	Female	Total	
2014-15	02	05	07	02
2015-16	--	07	07	03
2016-17	04	07	11	02

Source: Primary data

► **Conclusion:**

1. Each year students have participated with their innovative projects in the competition.

2. At least one or two groups of students have been shortlisted at zonal level each year.

6.11 TeXpert

Computer Department of C. D. Jain college of Commerce organizes a technical event named TeXpert each year since 2014. (Year 2015 was an exception; competition was not organized in this year). TeXpert is an inter-college competition. This is a self -financed competition organized by students. Students themselves visit various businessmen in the town and gather funds for the event. This kind of events develops the marketing skill, communication skill and event management skill among the students. Students themselves go in all the colleges of the district for campaigning and inviting the students to participate in the competition. On the day of the event six competitions are conducted:

1. C Programming
2. Ad Mad Show
3. Extempore
4. Quiz Dare
5. Game Zone
6. Poster Presentation

Students from various colleges participate in the huge number in this competition. Each year the response has been overwhelming. The main feature of this competition is that ladies staff of computer department play an important role in guiding the students for arranging the event.



The list of Committee members is as follows:

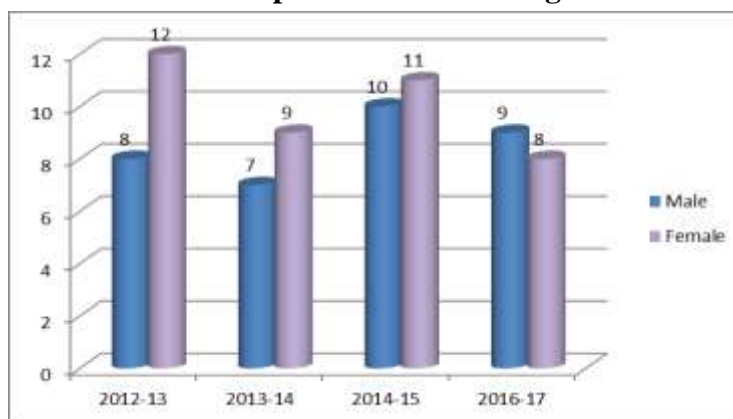
Table 6.8
TeXpert 2K17 Committee

▶	Prof. Chandratre Y. V.	Co-ordinator
▶	Dr. Miss. Karir M. A.	Organising Secretary
▶	Prof. Duggal S. A.	Member
▶	Prof. Kala P. R.	Member
▶	Prof. Bhawsar B. S.	Member

Table 6.9
Participation in other college

Year	Male	Female	Total
2012-13	08	12	20
2013-14	07	09	16
2014-15	10	11	21
2016-17	09	08	17

Table 6.2
Participation in other college



Conclusion :

1. Every year Computer Department organizes a technical event named TeXpert. It is inter-college competition. This competition is self-financed and organized by students.
2. Every year our students also participate in various competitions organized by other colleges. Participation of girls seem to be more than boys.

6.12 Gender Sensitization Programmes :

Our college provides co-education. The proportion of girl students is more than 45%. It is our responsibility to arrange the gender sensitization programmes for them. College has conducted various discussions, debates, workshops and programmes related on the themes and topics of women. Society is facing various problems and today's girl student should be capable to face the problems very strongly. And with the curriculum education and guidance it is the college's and teacher's responsibility to make them aware of these issues.

College has established separate cell known as **Vidyarthini Munch**. College has conducted various programmes in the whole year especially for girls. The lectures and practical demos are organized on various women related topics, Viz. medical health aspects, self-defense, legal aspects, awareness about the issues in society. We do organize **Vidyarthini Vyaktimatwa Vikas Shibir, Nirbhay Kanya Abhiyan Shibir, Jaagar Jaanivancha Abhiyan** etc.

These programmes helps girl student's to get aware about the society and make them able to face the future.

6.13 Committee Against Sexual Harassment (CASH)

Special provisions have been made in the Indian Constitution to ensure the protection of women's status in the society. In accordance with these provisions, the government established a State Commission for Women on the basis of the National Commission for Women in the year 1993, with the aim of improving the status and dignity of women in society.

Our college is having the duly organized committee against Sexual Harassment as per the guidelines of PUSH (People United Against Sexual Harassment) with an initiative by Maharashtra State Commission for women in the year 2016-17.

Table 6.10
Sexual Harassment Prevention Committee 2016-17
(Internal Complaint Committee 2016-17)

Status	Name of Member	Designation
Presiding Officer	Dr. L. D. Bhor	Principal
Faculty Member	Dr. Barhate G. H.	Head, Dept. of Commerce
Faculty Member	Dr. Gujar P. S.	Assistant Professor
Non-teaching Member-1	Bhingardive R. D.	Office Superintendent
Non-teaching Member-2	Ms. Taralkar P. T.	Library Clerk
U.G. Student	Ms. Chug S. K.	U.G. Student
P.G. Student	Ms. Sinnarkar M. B.	P.G. Student
Ph.D. Student	Ms. Wangare S. E.	Ph.D. Scholar
External Member	Adv. Vijayrao Bankar Patil	Advocate

This is the duly appointed body of the CASH / ICC for the academic year 2016-17

► **Main Objectives :**

To improve the status and dignity of girl students and ladies staff in the college and society.

To investigate into practices unfavourable to girl students and ladies staff and suggest suitable remedial measures to them.

To review from time to time the existing provisions of the constitution and other laws affecting women and recommend amendments there to so as to suggest remedial legislation measures.

To sort out any kind of complaints of Sexual Harassment by students with duly formed procedure by the committee under the guidance of the principal.

► **Power of CASH**

The committee is a statutory body vested with powers to solve any kind of complaints from students by following a due procedure.

► **Activities of the Committee :**

1. Free legal aid for women :

In our college we have appointed a counselor with whom the students can share their problems and can get the legal aid.

2. Research regarding women issues :

Our research centre is always interested to focus the research related to current topics and topics related with women issues.

3. Nirbhaya Cell

In our college we are having a Nirbhaya Cell, in which all ladies staff are available for girls to discuss with them about any kind of their problems related with college, family, finance, studies or any problems faced outside of the college also.



4. Awareness Campaign :

Our college has a separate Vidyarthini Munch Samittee, which do organize various guest lectures of advocates, doctors, counselors, successful business women to aware the students about the society and competition they are supposed to enter after their education.

5. Build Confidence in the minds of students :

The committee works hard to build confidence in the mind of every student of college so that he or she can share any of the problem very freely and is confidants for getting the proper guidance and solution.

► Routine Work System of the Committee :

In the beginning of every academic year we do organize a meeting and constitute the body for this committee. The agenda for the whole academic year is being structured by the body and is run through the year.

Our college has its own Anti Sexual Harrassment Policy, which helps the body to work out the problems of students in a proper manner. Our committee is having a Sexual Harrassment Complaint form and also complaint boxes are there in college at various places to receive certain hidden or secretly written complaints. The complaints are handled by the committee and are duly discussed on every 1st Monday of the month up till now no such serious complaint has been recorded by the committee and routine complaints are duly solved by the ladies staff members. We have provided the emergency help line numbers to the students in college as well as in the hostel. The annual report of the committee is duly sent to the District Officer, for Sexual Harrassment at work place, Ahmednagar.

▶ **The Role of the Committee**

1. To act as Inquiry Authority on a complaint of sexual harassment.
2. To ensure that victims and witnesses are not victimized or discriminated because of their complaint.
3. To take proactive measures towards sensitization of the staff, students and faculty members of C. D. Jain College of Commerce on gender issues.

▶ **Procedure for Approaching Committee**

The Committee deals with issues relating to sexual harassment at the College. It is applicable to all students, staff and faculty. A complaint of discrimination or sexual harassment may be lodged by the victim or a third party. A written complaint may be addressed to the Presiding Officer of the Committee. If the complaint is made to the Principal, Vice Principal, Head or any of the Committee members, they may forward it to the Presiding Officer of the Committee Against Sexual Harassment.

Here it should be noted that according to the Supreme Court guideline Sexual harassment can be defined as "unwelcome" sexually determined behaviour (whether directly or by implication) as:

- Physical contact and advances;
- Demand or request for sexual favors;
- Sexually colored remarks;
- Showing pornography; and
- Other unwelcome physical, verbal or non-verbal conduct of a sexual nature. (Vishaka judgment by Supreme Court)

College has displayed the board regarding this committee. However, during these two years, no any complaint received from the student and staff. Suggestion / complaint box fixed at important places, but no any complaint received through these boxes.

▶ **Complaint Form :**

Students are provided with a proper format of complaint form that has to be filled in by the students while lodging a complaint. The format of complaint form is given below :

C. D. JAIN COLLEG OF COMMERCE, SHRIRAMPUR

Complaint Form for Filing a Complaint of Harassment or Discrimination

Completion of this form is not required to formally initiate a complaint; however completing this form will assist the review process. When completed please return this form to the member of CASH (Committee Against Sexual Harassment). You will be contacted as soon as possible for a confidential interview to discuss the complaint.

1. Today's Date :

		/			/				
--	--	---	--	--	---	--	--	--	--

2. Your Name :

Surname	First Name	Middle Name

3. Date of Birth :

dd	mm					yyyy	

4. Signature :

5. Status : Student Faculty Staff Outsider

6. Department / Class :

7. Contact Information : Home Address : *(Plz. Mention : Number and Street, City, State, Zip)*

Personal Phone :

--	--	--	--	--	--	--	--	--	--

Home Phone :

--	--	--	--	--	--	--	--	--	--

E-mail :

8. Person(s) against whom complaint is being made :
Status : Student Faculty Staff Don't Know

9. Allegations : Include dates and locations. Use additional sheets as necessary :

10. Has anyone been notified of this incident? If so, who and when? :

11. Are there any other witnesses to the incident(s)? If so, who?

- **Conclusion :**

Our college popularly known as “C. D. Jain College” is one of the most flourishing branch of Rayat Shikshan Sanstha. Apart from degree and post graduate courses in commerce, the college also offers CPT/CS entrance guidance, MS-CIT and other computer courses are also conducted by the college. The college has a well-equipped computer department with BCA and MCA programme. The college also has a Research Centre with M.Phil and Ph.D. Programmes. **We have established our brand as, “The Complete Commerce College.”** Recently college has been re-accredited and awarded ‘A’ Grade with CGPA 3.16. The college has also certified for ISO 9001:2008.

Vision of our college is “To provide quality business education, accessible and affordable to the rural masses and to promote research and entrepreneurship for the development of rural area.”

As per the Evaluation Plan of Internal Quality Assurance Cell of C. D. Jain College of Commerce for 2016-17, the Gender audit of the college will be conducted after the end of academic year 2016-17.

The purpose of gender audit is an attempt to ensure that the college has good gender balance. The specific objective of gender audit is to ensure that the college complies with the applicable regulations, policies and standards related to gender equality.

The college not only strives to help students to excel in their academic performance but also tries to bring about on all round development of its students. The college has always given importance to overall personality development of the students. With a view to bring about gender equality, various facilities and special attention are provided to girl students. The college conducts number of gender sensitization programmes and Women empowerment programmes throughout the year. The staff is always keen to bridge up the gender gap. The college has fostered an environment in which gender discrimination is not tolerated. Efforts are taken by colleges to develop awareness among the youth about gender sensitization.

The college provides various facilities for students in general and girl students in particular. Due care is taken to fulfill all the requirements of girl students to improve their qualitative performance.

At the summing up of the report we are proud to have the Gender Audit in our college for the academic year 2016-17. This audit gives the assurance to the staff, girl students, parents and also the society to have the developing and safe environment for girls in our college campus.